

# OKLAHOMA

## MEN'S BASKETBALL

**Mike Houck, Associate Communications Director**

McClendon Center for Intercollegiate Athletics

180 West Brooks, Suite 2525 | Norman, OK 73019

Office: (405) 325-8227 | Cell: (405) 249-5892 | E-Mail: mhouck@ou.edu

www.SoonerSports.com | Twitter: @SoonerSportscom; @SoonerHoops; @LonKruger

26 NCAA Tournaments | 4 Final Fours | 14 Conference Championships | 30 All-Americans | 27 Postseason Appearances In The Last 30 Years

**Oklahoma Schedule**

N1	NORTHEASTERN STATE (Ex.)	W	85-51
N6	WASHBURN (Ex.)	W	85-59

N11	IDAHO STATE	W	78-74
N18	COPPIN STATE	W	92-65
N24	vs. Washington State #	W	74-59
N25	vs. Santa Clara #	W	85-73
N27	vs. Saint Louis #	L	63-83

D2	SACRAMENTO STATE	W	82-53
D8	ORAL ROBERTS	W	73-59
D10	ARKANSAS	W	78-63
D17	vs. Houston \$	W	79-74
D21	SOUTH CAROLINA STATE	W	83-48
D29	at Cincinnati %	L	55-56
D31	NORTHWESTERN STATE	W	83-63

J3	at Missouri	L	49-87
J7	KANSAS	L	61-72
J9	at Oklahoma State	L	65-72
J14	KANSAS STATE	W	82-73
J17	TEXAS TECH	W	64-55
J21	at Texas A&M	3 p.m.	Big 12
J24	BAYLOR	7 p.m.	Big 12
J28	at Kansas State	6 p.m.	FSKC

F1	at Kansas	8 p.m.	ESPNU
F4	IOWA STATE	5 p.m.	ESPN/2
F6	MISSOURI	6 p.m.	ESPNU
F11	at Texas Tech	7 p.m.	TTSN
F14	TEXAS	7 p.m.	Big 12
F18	at Iowa State	12:30 p.m.	Big 12
F22	OKLAHOMA STATE	7 p.m.	Big 12
F25	at Baylor	12:30 p.m.	Big 12
F29	at Texas	8 p.m.	ESPN2

M3	TEXAS A&M	3 p.m.	Big 12
M7-10	Big 12 Championship ^	TBD	B12/ESPN
M15-18	NCAA First/Second Rounds	TBD	CBS
M22-25	NCAA Regionals	TBD	CBS
M31/A2	NCAA Final Four	TBD	CBS

All times Central and subject to change

# 76 Classic (Anaheim, Calif.)

\$ All-College Classic (Oklahoma City)

% at U.S. Bank Arena

"Big 12" is Big 12 Network regional television

"FSKC" is Fox Sports Kansas City

"TTSN" is Texas Tech Sports Network

**Radio (Sooner Sports Network)**


Play-by-Play.....Toby Rowland

Analyst.....Mike Houck

**TV (Big 12 Network)**

Play-by-Play.....Mitch Holthus

Analyst.....Reid Gettys

OKLAHOMA (12-5, 2-3)  
**SOONERS**
**At a Glance**

Date.....Saturday, Jan. 21  
Site.....College Station, Texas  
Tip Time.....3:01 p.m. CT  
Radio.....KOCB 1520 AM in OKC;  
.....KTUZ 1430 AM in Tulsa  
TV.....KOCB Ch. 34 in OKC;  
.....KTUL Ch. 8 in Tulsa  
Series.....Oklahoma leads 28-8

TEXAS A&M (10-7, 1-4)  
**AGGIES**
**PROJECTED OKLAHOMA STARTERS**
**4 ANDREW FITZGERALD • F**  
6-8 • 247 • Jr. • Baltimore, Md.  
Brewster Academy (N.H.)

PTS	REB	FG%	MIN
13.1	5.5	.492	26.2



**NOTES:** Has scored in double figures in 12 straight games ... Averaging 15.0 points on .517 field goal shooting in those outings (averaged 8.4 on .400 shooting first five games) ... Has scored at least 18 points in three of last seven contests ... Scored a season-high 21-points vs. No. 18 K-State (9-for-10 FGs) Jan. 14 ... Ranks eighth in Big 12 with his 15.0 points per league game ... An honorable mention All-Big 12 pick last year who started all 32 games.

**24 ROMERO OSBY • F**  
6-8 • 232 • Jr. • Meridian, Miss.  
Mississippi State University

PTS	REB	FG%	MIN
11.5	8.3	.484	28.5



**NOTES:** Averaging 11.5 points and team-high 8.3 rebounds (ranks third in Big 12) ... Leads conference with 3.1 offensive boards per game and second with five double-doubles ... Has grabbed at least 10 boards seven times ... Paces team with 19 blocks ... Scored a career-high 18 points in three of last six games ... Averaging 17.0 points (.563 FG shooting) and 8.0 rebounds last three games ... Shooting .538 from field at home and .425 away from home.

**1 SAM GROOMS • G**  
6-1 • 203 • Jr. • Greensboro, N.C.  
Chipola College (Fla.)

PTS	REB	AST	MIN
6.4	3.2	5.3	29.5



**NOTES:** Has started all 17 games at point guard ... Ranks fourth in Big 12 in assists (5.3) and second in assist-to-turnover ratio (2.5) ... Has recorded at least 6 assists eight times and at least 8 assists five times ... Handed out 9 assists (one shy of career high) against 3 turnovers last Saturday vs. No. 18 K-State ... Averaging 29.5 minutes (second most on team) ... Rated as country's No. 3 juco prospect last year by JucoRecruiting.com.

**2 STEVEN PLEDGER • G**  
6-4 • 222 • Jr. • Chesapeake, Va.  
Atlantic Shores Christian School

PTS	REB	3FG%	MIN
17.3	4.0	.440	31.8



**NOTES:** Ranks No. 4 in Big 12 in scoring (17.3) and in treys per game (2.5) ... Ranks fifth in league in field goal percentage (.484), fifth in 3-point FG percentage (.440) and fourth (16th nationally) in free throw percentage (.897) ... Has five 20-plus scoring efforts this season after recording three all of last year ... Averaging 20.0 points (.569 FG%) in wins and 11.2 (.300 FG%) in losses ... Is 18-for-18 from the free throw line in conference play.

**14 CARL BLAIR • G**  
6-2 • 205 • Jr. • Houston, Texas  
University of New Orleans

PTS	REB	AST	MIN
4.5	2.1	2.8	16.8



**NOTES:** Has started last two games after coming off bench all but the season opener ... Averaging 9.0 points, 3.8 rebounds, 3.5 assists and 3.0 steals the last four contests ... Recorded 20 points, 10 rebounds and 5 steals three games ago at Oklahoma State (all personal OU highs) ... Is 16-for-19 from the free throw line in Big 12 play (.842) ... Made 25 starts in his 30 games last year as a sophomore ... Ranked third in Big 12 in assists last year (4.7).

**OKLAHOMA'S TOP RESERVES**

No.	Name	Position	Height	Weight	Class	Points	Rebounds	Assists	Minutes
21	Cameron Clark	G	6-6	198	So.	8.4	3.7	1.5	23.9
15	Tyler Neal	F	6-7	227	So.	5.0	2.8	0.7	15.8
5	C.J. Washington	F	6-7	230	Sr.	2.2	3.3	0.3	10.1
32	Casey Arent	C	6-10	227	Jr.	1.5	2.3	0.1	7.9
31	Barry Honoré	F	6-7	270	Sr.	0.9	1.0	0.1	5.1

**PROJECTED TEXAS A&M STARTERS**

No.	Name	Position	Height	Weight	Class	Points	Rebounds	Assists	Minutes
10	David Loubeau	F	6-8	234	Sr.	10.2	4.4	0.5	25.5
22	Khris Middleton	F	6-7	217	Jr.	13.2	5.6	2.6	27.5
4	Keith Davis	C	6-10	231	So.	1.2	4.0	0.2	16.8
5	Dash Harris	G	6-1	171	Sr.	5.5	2.6	4.0	28.6
31	Elston Turner	G	6-5	211	Jr.	13.2	3.3	1.8	30.9

## Head Coach Lon Kruger

► Lon Kruger was named Oklahoma's 14th head men's basketball coach on April 1, 2011.

► Owns a 491-309 (.614) collegiate record over 25 years.

► Has coached at Texas-Pan American (52-59 record from 1982-86), Kansas State (81-46 from 1986-90), Florida (104-80 from 1990-96), Illinois (81-48 from 1996-00) and UNLV (161-71 from 2004-11).

► Served as head coach of NBA's Atlanta Hawks from 2000-03 (69-122 record) and was an assistant for New York Knicks (2003-04 season).

► Averaged 25.4 wins at UNLV over the last five years (four NCAA appearances and one NIT trip) and won at least 21 games each of those five seasons.

► Coached UNLV to a 55-25 (.688) Mountain West Conference record the last five seasons.

► Has taken teams to 13 NCAA Tournaments (14-13 record) and four NITs (4-5 record).

► Coached Florida to the 1994 Final Four, Kansas State to the 1988 Elite Eight and UNLV to the 2007 Sweet 16.

► Has led all five of the college programs he has coached to 20-win seasons.

► Is one of five coaches in Division I college basketball history to take four different schools to the NCAA Tournament and is one of three coaches to win an NCAA Tournament game at four schools.

► Is one of just two head coaches in Division I history to lead at least four different schools to multiple NCAA Tournament wins.

► Is one of four coaches to lead three different schools to NCAA Sweet 16 appearances.



## Lon Kruger Year by Year

Year	School	Record	Pct.
1982-83	Pan American	7-21	.250
1983-84	Pan American	13-14	.481
1984-85	Pan American	12-16	.429
1985-86	Pan American	20-8	.714
1986-87	* Kansas State	20-11	.645
1987-88	* Kansas State	25-9	.735
1988-89	* Kansas State	19-11	.633
1989-90	* Kansas State	17-15	.531
1990-91	Florida	11-17	.393
1991-92	^ Florida	19-14	.576
1992-93	^ Florida	16-12	.571
1993-94	* Florida	29-8	.784
1994-95	* Florida	17-13	.567
1995-96	Florida	12-16	.429
1996-97	* Illinois	22-10	.688
1997-98	* Illinois	23-10	.697
1998-99	Illinois	14-18	.438
1999-00	* Illinois	22-10	.688
2004-05	^ UNLV	17-14	.548
2005-06	UNLV	17-13	.567
2006-07	* UNLV	30-7	.811
2007-08	* UNLV	27-8	.771
2008-09	^ UNLV	21-11	.656
2009-10	* UNLV	25-9	.735
2010-11	* UNLV	24-9	.727
2011-12	Oklahoma	12-5	.706
<b>Totals</b>		<b>491-309</b>	<b>.614</b>

\* NCAA Tournament

^ National Invitation Tournament

## SATURDAY'S GAME BASICS

Oklahoma (12-5 overall, 2-3 Big 12) tries for win No. 3 in a row when it plays at Texas A&M (10-7, 1-4) Saturday at 3 p.m. CT. The Sooners, coming off nine-point home victories over Kansas State (82-73) and Texas Tech (64-55), are in a four-way tie for fifth place in the Big 12. Texas A&M, the preseason co-favorite in the Big 12 coaches poll, has lost six of its last eight games following an 8-1 start. The Aggies are in ninth place. Saturday's contest will air on the Sooner Radio Network (KOKC AM 1520 in Oklahoma City; KTBZ AM 1430 in Tulsa; Sirius 137) with **Toby Rowland** and **Mike Houck** announcing. The game will be televised regionally by the Big 12 Network (KOCB Ch. 34 in OKC; KTUL Ch. 8 in Tulsa; ESPN Full Court) with **Mitch Holthus** and **Reid Gettys** calling the action.

## SOONER STORYLINES

► Oklahoma holds a 28-8 all-time series lead against Texas A&M and is 11-5 versus the Aggies in College Station. A&M has won seven of the last 10 overall meetings, however, including four of the last five at Reed Arena.

► After allowing Missouri and Kansas to shoot a combined .545 from the field to start Big 12 play, OU has held Oklahoma State, Kansas State and Texas Tech to a combined .371 mark the last three games. Each shot below .400.

► The Sooners are looking for their first true road win of the season. They are 1-18 in Big 12 road play dating back to the end of the 2008-09 season (lone win during stretch came at Iowa State last year in overtime).

► Out of 338 Division I teams, OU ranks No. 15 nationally in offensive rebounds per game (14.8), No. 21 in total rebounds per game (39.5), No. 27 in free throw percentage (.746) and No. 55 in 3-point field goal percentage (.376).

► OU has been held to a total of 18 3-point makes over the last six games (3.0 average) and junior guard **Steven Pledger** has 12 of the conversions during the stretch. The Sooners averaged 6.7 treys over their first 11 games.

► In OU's wins, Pledger is averaging 20.0 points on .569 field goal shooting. In the team's losses, Pledger is averaging 11.2 points on .300 shooting.

► In Big 12 play, Oklahoma leads the league with its +3.0 average turnover margin. OU averages 12.0 turnovers while opponents average +15.0. The Sooners have outscored league foes 93-71 off turnovers.

► The Sooners have scored at least 75 points nine times in their 17 games after doing it seven times in their 32 contests last year.

► Oklahoma has been superb at the free throw line in Big 12 play with its .782 mark (ranks second). Pledger (18-for-18), **Cameron Clark** (15-for-17) and **Carl Blair** (16-for-19) are a combined 49-for-54 (.907) at the stripe. They each rank in the league's top 10.

► Rebounding was a major strength for OU in non-conference play. The Sooners finished that portion of their schedule with a +10.4 average rebounding margin. They have been outboarded in three of their five league games, however, and own a -6.4 average margin in those five outings. The Sooners boast a 251-206 offensive rebounding advantage on the year.

## Stats Comparison



CATEGORY	OU	ATM
Overall Record	12-5	10-7
Points Per Game	73.3	61.7
Opp. Points Per Game	66.4	58.2
Rebounds Per Game	39.5	37.6
Rebounding Margin	+5.5	+4.7
Field Goal Pct.	.436	.434
Opp. Field Goal Pct.	.408	.371
3-Point Pct.	.376	.306
Opp. 3-Point Pct.	.324	.280
Free Throw Pct.	.746	.631
Personal Fouls Per Game	17.2	18.7
Assists Per Game	13.8	12.4
Turnovers Per Game	12.9	14.3
Blocked Shots Per Game	3.8	2.8
Steals Per Game	7.0	5.5



► Steven Pledger

No.	Name	Position	Height	Weight	Class	Hometown (Last School)
1	Sam Grooms	G	6-1	203	Jr.	Greensboro, N.C. (Chipola College [Fla.])
2	Steven Pledger**	G	6-4	222	Jr.	Chesapeake, Va. (Atlantic Shores Christian School)
3	T.J. Franklin	G	5-11	175	Sr.	Fort Worth, Texas (North Crowley HS)
4	Andrew Fitzgerald**	F	6-8	247	Jr.	Baltimore Md. (Brewster Academy [N.H.])
5	C.J. Washington*	F	6-7	230	Sr.	Stringtown, Okla. (Connors State JC)
12	Jarrod Kruger#	G	6-1	174	So.	Topeka, Kan. (Kansas State University)
13	James Frascilla	G	5-10	142	Fr.	Dallas, Texas (Highland Park HS)
14	Carl Blair*	G	6-2	205	Jr.	Houston, Texas (University of New Orleans)
15	Tyler Neal*	F	6-7	227	So.	Oklahoma City, Okla. (Putnam City West HS)
21	Cameron Clark*	G	6-6	198	So.	Sherman, Texas (Sherman HS)
22	Amath M'Baye#	F	6-9	214	Jr.	Bordeaux, France (University of Wyoming)
24	Romero Osby	F	6-8	232	Jr.	Meridian, Miss. (Mississippi State University)
31	Barry Honoré*	F	6-7	270	Sr.	Garland, Texas (Southern University)
32	Casey Arent	C	6-10	227	Jr.	Penryn, Calif. (Sierra College)

\* Letters earned at Oklahoma #Sitting out 2011-12 season

## 2011-12 Big 12 Standings

Through Friday, Jan. 20

Team	Big 12			Overall		
	W	L	Pct.	W	L	Pct.
Kansas	5	0	1.000	15	3	.833
Baylor	4	1	.800	17	1	.944
Missouri	4	1	.800	17	1	.944
Iowa State	3	2	.600	13	5	.722
Kansas State	2	3	.400	13	4	.765
<b>Oklahoma</b>	<b>2</b>	<b>3</b>	<b>.400</b>	<b>12</b>	<b>5</b>	<b>.706</b>
Texas	2	3	.400	12	6	.667
Oklahoma State	2	3	.400	9	9	.500
Texas A&M	1	4	.200	10	7	.588
Texas Tech	0	5	.000	7	10	.412



## Oklahoma Quick Facts

**Official Name:** University of Oklahoma

**Location:** Norman, Okla.

**Founded:** 1890

**Enrollment:** 30,754

**Nickname:** Sooners

**Colors:** Crimson and Cream

**President:** David L. Boren

**Athletics Director:** Joe Castiglione

**Arena:** Lloyd Noble Center (12,000)

**First Year of Basketball:** 1907-08

**NCAA Tournament Appearances:** 26

**NIT Appearances:** 7

**All-Time Record:** 1,537-983 (.610)

**Regular Season Conference Championships:** 14 (1928, 1929, 1939, 1940, 1942, 1944, 1947, 1949, 1979, 1984, 1985, 1988, 1989, 2005)

**Conference Tournament Championships:** 7 (1979, 1985, 1988, 1990, 2001, 2002, 2003)

**Head Coach:** Lon Kruger (Kansas State '75)

**Career Record:** 491-309 (26th year)

**Oklahoma Record:** 12-5 (first year)

**NCAA Appearances:** 13 (most recent 2011)

**NIT Appearances:** 4 (most recent 2009)

**Assistant Coaches:** Chris Crutchfield (Nebraska-Omaha '92), Steve Henson (Kansas State '90), Lew Hill (Wichita State '88)

**Director of Operations:** Mike Shepherd (Kansas State '92)

**Director of Student-Athlete Performance:** Jozsef Szendrei (Oklahoma '03)

**Video Coordinator:** Scott Thompson

**Equipment Manager:** Marco Griego

**Graduate Managers:** Wade Mason, Teddy Owens

**Athletics Trainer:** Alex Brown

**Team Physician:** Dr. Brock Schnebel

**Official Website:** SoonersSports.com

## PLEDGER AMONG BIG 12'S OFFENSIVE LEADERS

► After averaging 8.6 points and shooting .386 from the field and .345 from 3-point range over his first two seasons, junior guard **Steven Pledger** is averaging 17.3 points this year while shooting .484 from the field and .440 from long distance. Pledger ranks fourth in the Big 12 in scoring, free throw percentage (.897; 16th nationally) and 3-pointers per game (2.5), and fifth in field goal percentage and 3-point field goal percentage.

► Pledger has scored in double figures in 15 of his 16 outings (held to nine Jan. 9 at Oklahoma State) and has shot at least .500 from the field in eight games. He has scored at least 20 points five times after doing it three times all of last season, and has netted at least 15 points on four other occasions.

► Pledger has made 92 field goals this year, already putting him at 82 percent of last year's total (112).

## MORE INDIVIDUAL NOTES

► Junior forward **Andrew Fitzgerald** has scored in double figures in each of the last 12 games (averaging 15.0 during the stretch on .517 shooting) after doing it just twice in OU's first five outings (averaged 8.4 points on .400 shooting). He has scored at least 18 points in three of the last seven outings, including a season-high 21 last Saturday against Kansas State when he made a career-high nine field goals on 10 attempts. Fitzgerald leads the team and ranks ninth in the Big 12 with his 15.0 scoring average in league play. He also ranks fourth in the Big 12 (all games) with his .492 field goal percentage.

► Junior point guard **Sam Grooms** ranks No. 4 in the Big 12 in assists (5.3) and No. 2 in assist-to-turnover ratio (2.5). He has recorded one or zero turnovers seven times in 17 games and ranks second on the team in minutes (29.5). Only one Sooner in the last 15 years averaged more assists per game for an entire season than Grooms' current 5.3 average (6.9 by **Terrell Everett** in 2005-06).

► Junior forward **Romero Osby** leads the Big 12 with his 3.1 offensive rebounds per game and ranks third with his 8.3 overall boards per outing. He is also tied for second with five double-doubles. He has recorded at least 10 rebounds on seven occasions this year (his career high entering the season was eight rebounds). Osby, who pulled down a career-high 18 boards vs. South Carolina State on Dec. 21, is averaging 17.0 points and 8.0 rebounds over the last three games (shooting .563 from the field during the stretch). He has scored a career-high 18 points in three of the last six outings.

► Junior guard **Carl Blair** has scored 36 of his 76 points this season (47 percent) over the last four games. He averaged 3.1 points over OU's first 13 games but is averaging 9.0 points, 3.8 rebounds, 3.5 assists and 3.0 steals over the last four. Blair ranks second in the Big 12 (league games) with his 2.4 steals per contest. He has started the last two games (lone starts since season opener) after recording personal OU career highs of 20 points, 10 rebounds and five steals off the bench at Oklahoma State Jan. 9.

► Sophomore guard **Cameron Clark**, who was held under 10 points in six straight games (averaged 5.5 points on .367 shooting) prior to the last two contests, came off the bench for the first time of his collegiate career against Kansas State last Saturday and scored 10 points on 4-of-6 shooting. He scored another 10 points off the bench in Tuesday's win over Texas Tech. Clark is averaging 8.4 points on .388 shooting this year after averaging 9.3 points on .474 shooting as a freshman.

## CLEANING THE GLASS

► OU is tied with Kansas State for the league lead and ranks 21st nationally in rebounds per game (39.5). It also ranks No. 2 in the league and No. 15 nationally with its 14.8 offensive rebounds per game, and No. 3 in the conference in offensive rebounding percentage at .403. The tallest Sooner in the starting lineup is 6-8.

► The Sooners have been outrebounded just four times on the year, but three of those occasions took place in their five Big 12 games.

► Oklahoma's top two rebounding totals of the 16-year Big 12 era have been recorded this year (63 vs. S.C. State and 61 vs. Coppin State). They are the two highest totals among Big 12 teams on the season.

► OU has pulled down double-digit offensive rebounds in 13 of 17 games and is averaging 14.8 offensive boards per contest to its opponents' 12.1.

► The Sooners are averaging 6.3 more offensive rebounds per game this year than they did last season (14.8 to 8.5).

## PREVIEWING TEXAS A&M

► The preseason co-Big 12 favorite (with Kansas) according to the league's head coaches, Texas A&M enters Saturday's game with a 10-7 overall record and a 1-4 conference mark (ninth place). The Aggies have lost six of their last eight games but are 9-2 at home. Their home losses came to Rice (65-58) on Dec. 2 and Iowa State (74-50) on Jan. 7.

► In league play, A&M ranks last in scoring offense (54.2 ppg), ninth in field goal percentage (.357) and ninth in 3-point field goal percentage (.283). On the other side of the floor, it ranks third in both field goal (.411) and 3-point field goal percentage defense (.314).

► Junior forward **Khris Middleton** and junior guard **Elston Turner** lead the team with their 13.2 scoring averages. Middleton, a second-team All-Big 12 pick last year, missed seven games early this season after undergoing surgery to repair a partially torn meniscus in his right knee (sustained in the opener). He also averages 5.6 rebounds and 2.6 assists in his 27.5 minutes a game. Over the last three games, Middleton is averaging 14.7 points and 7.0 boards. Turner is a transfer from the University of Washington who leads the Aggies with his 35 3-pointers (2.1 per game) and .393 mark from long range. He has scored in double figures in 14 of 17 games.

► Big men **Ray Turner** (junior) and **David Loubeau** (senior) average 10.6 and 10.2 points, respectively. Turner also averages a team-high 6.5 boards per game and is shooting .583 from the floor. Loubeau contributes 4.4 rebounds a contest.

## Romero Osby's Double-Digit Rebounding Games

Opponent	Rebs.
Idaho State	10
Coppin State	10
vs. Santa Clara	10
vs. Houston	10
South Carolina State	18
at Cincinnati	12
at Oklahoma State	10



**AP Top 25 Poll**

January 16

School	Record
1. Syracuse (60)	19-0
2. Kentucky (4)	17-1
<b>3. Baylor (1)</b>	<b>17-0</b>
4. Duke	15-2
<b>5. Missouri</b>	<b>16-1</b>
6. Ohio State	16-3
<b>7. Kansas</b>	<b>14-3</b>
8. North Carolina	15-3
9. Michigan State	15-3
10. Georgetown	14-3
11. Indiana	15-3
12. Murray State	18-0
13. Connecticut	14-3
14. UNLV	16-3
15. Virginia	14-2
16. San Diego State	15-2
17. Florida	14-4
18. Mississippi State	15-3
19. Creighton	16-2
20. Michigan	14-4
21. Marquette	14-4
22. Illinois	15-3
23. Louisville	14-4
24. Saint Mary's	17-2
<b>25. Kansas State</b>	<b>12-4</b>

**ESPN/USA Today Top 25 Poll**

January 16

School	Record
1. Syracuse (31)	19-0
2. Kentucky	17-1
<b>3. Baylor</b>	<b>17-0</b>
4. Duke	15-2
<b>5. Missouri</b>	<b>16-1</b>
6. Ohio State	16-3
<b>7. Kansas</b>	<b>14-3</b>
8. North Carolina	15-3
9. Michigan State	15-3
10. Murray State	18-0
11. Connecticut	14-3
12. Georgetown	14-3
13. Indiana	15-3
14. Florida	14-4
15. Mississippi State	15-3
16. San Diego State	15-2
17. Virginia	14-2
18. Creighton	16-2
19. Michigan	14-4
20. UNLV	16-3
21. Louisville	14-4
22. Marquette	14-4
23. Saint Mary's	17-2
24. Harvard	15-2
25. Illinois	15-3

OU opponents and potential opponents in **bold**

► **Billy Kennedy** is in his first year as Texas A&M's head coach. He came to A&M from Murray State and owns a 221-186 career record.

**OU-TEXAS A&M SERIES HISTORY**

Oklahoma owns a 28-8 series advantage against Texas A&M and is 11-5 against the Aggies in College Station. Since the start of the Big 12 in 1996-97, OU is 23-8 against the Aggies (10-5 in College Station). Seven of the Aggies' eight wins in the series have come over the past five seasons (they have won seven of the last 10). They have won four of the last five meetings at Reed Arena.

**LAST YEAR VS. THE AGGIES** (BOX SCORES AND CUMULATIVE STATS ON PAGE 13 OF THESE NOTES)

Texas A&M swept the season series with OU last year, winning 69-51 on Jan. 8 in Norman in the Big 12 opener for both teams, and 61-47 on Feb. 23 in College Station. The Aggies shot a combined .511 from the field and held the Sooners to .366 field goal and .281 3-point shooting. They also outrebounded OU by an average of 7.0 boards.

In the first meeting, **Khris Middleton** tallied 16 points and five assists and **Naji Hibbert** added 14 points off the bench as Texas A&M outshot the Sooners .543 to .400. The Aggies led by six (42-36) with 15:50 remaining before using a 16-2 run to go ahead 58-38. The win as their 11th in a row. **Andrew Fitzgerald** scored a game-high 17 points for OU and **Cade Davis** netted 13. **Carl Blair** handed out eight of OU's 12 assists. In the rematch, Oklahoma held a 26-25 halftime lead but shot just .286 in the second half when it was outscored by 15. In addition to going 8-for-28 from the field after halftime, OU also made just three of its nine second-half free throw attempts. Davis scored a game-high 21 points and was the only Sooner in double figures. Middleton led A&M with 13.

**TUESDAY'S TEXAS TECH RECAP** (BOX SCORE ON PAGE 12 OF THESE NOTES)

► Oklahoma survived .389 field goal shooting and a 1-for-11 performance from 3-point range in a 64-55 home win over Texas Tech on Tuesday. OU's field goal performance was its worst in victory since the season opener (shot .365 in win over Idaho State).

► Ahead 48-47, the Sooners outscored Texas Tech 16-8 over the final 3:30 to seal the win. They held the Red Raiders to .326 field goal shooting, the second worst mark by Tech on the year and the second worst by an OU opponent.

► Oklahoma forced 21 Texas Tech turnovers (15 in the first half) and outscored the Red Raiders 22-7 off turnovers.

► Junior forward **Romero Osby** went 7-for-8 from the foul line in the final 1:09 and finished with 15 points, a team-high eight rebounds and a career-high five blocked shots.

► Junior guard **Steven Pledger** scored a game-high 17 points thanks to 5-for-7 shooting from 2-point range and a 4-for-4 effort at the free throw line. He struggled from 3-point distance, going 1-for-6.

► Junior forward **Andrew Fitzgerald** netted 13 points and added four rebounds before fouling out.

**SOONER TIP INS**

► Oklahoma has recorded 45 dunks in its 17 games (2.6 average) and junior forward **Romero Osby** has 26 of them (58 percent).

► Osby has grabbed at least six rebounds in 14 of 17 games this year. In his 35 games at Mississippi State as a sophomore in 2009-10, Osby pulled down at least six boards on three occasions.

► Junior **Andrew Fitzgerald** leads the team with seven charges taken while Osby ranks second with five.

► OU is one of just two teams in the Big 12 (Texas Tech is the other) whose top four scorers are each shooting better than .700 from the free throw line. Six of its top seven are shooting at least .700 from the stripe.

**UP NEXT**

The Sooners return home to face No. 3 Baylor on Tuesday at 7 p.m. CT (televised by the Big 12 Network).

**QUANTIFYING OU'S BASKETBALL TRADITION**

► This is the 105th season of Oklahoma varsity basketball (the program's first game was Nov. 26, 1907).

► OU owns a 1,537-983 (.610) all-time record, ranking it 30th in NCAA Division I history in wins and 41st in winning percentage.

► Oklahoma has participated in four NCAA Final Fours (1939, 1947, 1988 and 2002) and in two NCAA championship games (it lost to Holy Cross in 1947 and to Kansas in 1988).

► OU has made 26 NCAA Tournament appearances and seven postseason NIT showings. It has made 22 NCAA Tournament appearances over the last 29 years.

► Oklahoma has made 27 postseason appearances over the last 30 years (22 NCAA Tournaments and five NITs).

► The Sooners have won 14 regular season conference championships (most recently in 2005) and seven conference tournament titles (including the 2001, 2002 and 2003 Big 12 crowns).

► The Sooners posted the eighth best NCAA Division I winning percentage (.731) in the 1980s and the eighth best (.738) in the 2000s.

► Twenty different Sooners have earned All-America honors a total of 30 times. They have earned consensus first-team All-America acclaim nine times and consensus second-team honors on four occasions.

► **Wayman Tisdale** was a three-time consensus first-team All-American during his three seasons at OU (1983-85).

► Oklahoma players have earned first-team all-conference accolades a total of 73 times.

► The Sooners own a winning record against eight of the other nine members of the Big 12 Conference (Kansas is the only league program with a series lead against OU).

► OU has played its home games in four different venues: the OU Gymnasium (1907-1919), the R.O.T.C. Armory (1919-1928), the OU Field House (1928-75) and Lloyd Noble Center (1975-present).

# PLAYER NOTES

## 1 SAM GROOMS (6-1, 203, JUNIOR, GUARD)

- ▶ Point guard who is averaging 6.4 points, 3.2 boards and 5.3 assists in 29.5 minutes a contest.
- ▶ Ranks fourth in Big 12 in assists and second in assist-to-turnover ratio (2.5).
- ▶ Turned in a 9-assist game in win over No. 18 Kansas State last Saturday.
- ▶ Recorded 17 assists and 4 turnovers (4.3 ratio) in three 76 Classic games Nov. 24-27.
- ▶ Point guard who transferred from Chipola College in Florida.
- ▶ Rated as nation's third-best junior college player in 2010-11 by JucoRecruiting.com.
- ▶ Started 50 games in his two seasons at Chipola (averaged 11.1 points, 5.9 assists last year).

## 2 STEVEN PLEDGER (6-4, 222, JUNIOR, GUARD)

- ▶ Averaging 17.3 points (ranks No. 4 Big 12), 4.0 rebounds and 1.6 assists in 31.8 minutes.
- ▶ Leads Big 12 guards with his .484 season field goal percentage.
- ▶ Ranks fifth in Big 12 with his .440 3-point percentage and fourth with his 2.5 treys/game.
- ▶ Leads Big 12 (conference games) in free throw percentage (is 18-for-18).
- ▶ Averaging 20.0 points in team's wins but just 11.2 in losses.
- ▶ Recorded first career double-double vs. Houston on Dec. 17 (31 points, 10 rebounds).
- ▶ Has five games of at least 20 points this year (had three all of last season).
- ▶ Named to 76 Classic and All-College Classic all-tournament teams.
- ▶ Suspended for opener vs. Idaho State (impermissible participation in summer pro-am game).
- ▶ Averaged a team-high 15.4 points in OU's wins last year compared to 7.4 points in losses.
- ▶ Scored a career-high 38 points (career highs of 12 field goals, 7 treys and 7 free throw makes) in overtime win at Iowa State last season (scored 17 of team's final 21 points).

## 3 T.J. FRANKLIN (5-11, 175, SENIOR, GUARD)

- ▶ Averaging 2.9 minutes in his 10 games this year (has 2 points and 2 assists).
- ▶ Played a career-high 9 minutes Dec. 2 vs. Sacramento State (2 points, 1 assist, 1 steal).
- ▶ A walk-on point guard who is the only fourth-year player on team.
- ▶ Played a total of 16 minutes last year (12 games) and scored four points.
- ▶ Helped North Crowley HS (Fort Worth, Texas) to 38-1 record and 2008 Class 5A state title.
- ▶ Voted by teammates as squad's hardest worker, best leader by example, most impressive in the weight room, fastest from baseline to baseline and best video game player.
- ▶ An information studies major at OU who graduated No. 7 in his high school class.

## 4 ANDREW FITZGERALD (6-8, 247, JUNIOR, FORWARD)

- ▶ Averaging 13.1 points and 5.5 rebounds (ranks second on team in both categories).
- ▶ Turned in a season-high 21-point outing vs. No. 18 Kansas State (9-for-10 from field) Jan. 14.
- ▶ Has scored in double figures in each of last 12 games (at least 18 in 3 of last 7 outings).
- ▶ Averaging 15.0 points the last 12 games after averaging 8.0 the first five.
- ▶ Shooting .517 from field the last 12 outings after shooting .400 the first five.
- ▶ Averaged 7.3 boards in three 76 Classic games (tied for second most in tournament).
- ▶ OU's leading returning scorer (12.6) and rebounder (5.0) from last season. Also led team with his 21 blocked shots and 34 steals in an average of 30.8 minutes per game.
- ▶ An honorable mention All-Big 12 selection as a sophomore last season.
- ▶ Started all 32 games last year and scored at least 10 points 22 times (at least 20 four times).
- ▶ Arrived at OU in summer 2009 weighing 273 pounds but entered 2011-12 season at 247.

## 5 C.J. WASHINGTON (6-7, 230, SENIOR, FORWARD)

- ▶ Averaging 2.2 points and 3.3 rebounds in 10.1 minutes a game (DNP in season opener).
- ▶ Seven of his career-high 12 boards (in 13 min.) against South Carolina State were offensive.
- ▶ Leads team in rebounds per minute (40-minute projection is 12.9 boards).
- ▶ Handed out 3 assists vs. Coppin State in his first game of year (recorded 2 all of last season).
- ▶ Came off bench in each of his 31 games last year and averaged 2.5 points and 3.1 rebounds.
- ▶ A first-team junior college All-American at Connors State College (Warner, Okla.) in 2009-10 when he averaged 19.3 points, a school-record 13.0 rebounds and 1.8 block per game.
- ▶ Named the 2010 Region II Junior College Player of the Year and Region II Tournament MVP.
- ▶ Recorded 25 double-doubles in his 32 games (including a stretch of 14 straight).

## 13 JAMES FRASCHILLA (5-10, 142, FRESHMAN, GUARD)

- ▶ A walk-on point guard from Dallas, Texas, who has 2 points in his 7 appearances (9 minutes).
- ▶ Helped Highland Park HS to a 22-8 record last year and a District 10-4A championship.
- ▶ Averaged 5.9 points, 5.0 assists and 2.7 steals as a senior to earn all-district honors.
- ▶ Voted by teammates as the Sooner who would make the best college head coach.
- ▶ Son of ESPN analyst and former college head coach Fran Fraschilla.

## 14 CARL BLAIR (6-2, 205, JUNIOR, GUARD)

- ▶ Averaging 4.5 points and 2.8 assists in 16.8 minutes a game.
- ▶ Averaging 9.0 points the last four games after averaging 3.1 the first 13 outings.
- ▶ Also averaging 3.8 rebounds, 3.5 assists and 3.0 steals over the last four contests.
- ▶ Has started three games on the season (season opener and the last two).
- ▶ Set OU career highs with 20 points, 10 rebounds and 5 steals Jan. 9 at Oklahoma State.
- ▶ Shot .250 from 3-point range last year (14-for-56) but is shooting .353 (12-for-34 this year).
- ▶ Played in 30 of team's 32 games last year and made 25 starts (including last 22 contests).
- ▶ Averaged 7.5 points and team-high 4.7 assists in 27.6 minutes a game.
- ▶ Recorded a career-high 9.2 points, 4.4 rebounds and 3.7 assists in 2009-10.
- ▶ Recorded triple-double at New Orleans (13 points, 10 rebounds and 11 assists).

## 15 TYLER NEAL (6-7, 227, SOPHOMORE, FORWARD)

- ▶ Has come off the bench to average 5.0 points and 2.8 boards in 15.8 minutes an outing.
- ▶ Shooting .372 (16-for-43) from 3-point range and .792 (19-for-24) from free throw line.
- ▶ Averaging just 1.5 points in 12.0 minutes over last six games (3-for-11 shooting from field).
- ▶ Recorded a career-high 18-point game vs. Arkansas Dec. 10 (career highs of 4 treys, 4 assists).
- ▶ Played in 26 of team's 32 games last year as a freshman and made six starts.
- ▶ Averaged 4.2 points and 2.3 rebounds in 12.5 minutes a game.
- ▶ Earned state-player-of-the-year honors from Gatorade, the Oklahoma Coaches Association and The Oklahoman as a high school senior at Putnam City West.

## 21 CAMERON CLARK (6-6, 198, SOPHOMORE, GUARD)

- ▶ Came off bench last two games for first time in college career (started first 47 games).
- ▶ Averaging 6.7 points the last 10 games after averaging 14.0 the previous five.
- ▶ Has scored in double figures three times in last 10 games (10 points each of last two).
- ▶ Held scoreless vs. Arkansas (Dec. 10) and at Cincinnati (Dec. 29).
- ▶ Ranked fourth on team in scoring (9.3 ppg) last year and third in rebounding (4.5 rpg).
- ▶ Ranked eighth in Big 12 (second among freshmen) with his 33.6 minutes per game.
- ▶ Scored in double figures 14 times and netted at least 25 points twice.
- ▶ Averaged 13.1 points in wins and 6.3 points in losses.
- ▶ Played at least 40 minutes on seven occasions.
- ▶ Ranked No. 32 as a high school senior by ESPN, No. 34 by Rivals.com and No. 39 by Scout.com.

## 24 ROMERO OSBY (6-8, 232, JUNIOR, FORWARD)

- ▶ Averaging 11.5 points and team-high 8.3 rebounds in 28.5 minutes a game.
- ▶ Tied a career high with 18 points two of the last three outings (at OSU and vs. K-State).
- ▶ Ranks third in Big 12 in rebounding and first in offensive rebounding (3.1 per game).
- ▶ Tied for second in Big 12 with five double-doubles.
- ▶ Has grabbed 10+ rebounds in seven of 17 outings (at least 6 boards in all but three games).
- ▶ His 18 rebounds vs. S.C. State Dec. 21 tied as most by a Sooner in three seasons.
- ▶ Had 17 points, 10 boards and 4 assists (all career highs at the time) in opener vs. Idaho State.
- ▶ Sat out last season after transferring from Mississippi State University.
- ▶ Averaged 4.2 points and 2.6 rebounds in 12.8 minutes a game during his two seasons at MSU.
- ▶ Played in 35 of 36 games as a sophomore (three starts) and averaged 4.3 points and 2.6 boards.
- ▶ Rated No. 57 nationally by Rivals.com and No. 70 by Scout.com out of high school.

## 31 BARRY HONORÉ (6-7, 270, SENIOR, FORWARD)

- ▶ Averaging 0.9 points, 1.0 rebounds and 0.5 blocks in 5.1 minutes a game.
- ▶ Recorded OU career highs of 4 points, 4 boards and 2 assists Dec. 31 vs. Northwestern State.
- ▶ A walk-on who transferred from Southern University and is one of three seniors on the team.
- ▶ Averaged 1.2 points and 1.0 rebound in 5.7 minutes a game last year (shot .632 from field).
- ▶ Named 2008 Southwestern Athletic Conference Freshman of the Year after averaging 8.8 points and 5.1 rebounds a game at Southern.
- ▶ Started 54 of his 60 games during his two-year career at Southern.

## 32 CASEY ARENT (6-10, 227, JUNIOR, CENTER)

- ▶ Averaging 1.5 points and 2.3 boards in 7.9 minutes per outing (has played in 14 games).
- ▶ Has 16 offensive rebounds and 19 defensive boards.
- ▶ Scored 4 points and tied a career high with 9 rebounds Dec. 21 vs. S.C. State (10 minutes).
- ▶ Rated as the nation's 22nd-best juco player last year by JucoRecruiting.com.
- ▶ Earned first-team All-Big 8 and first-team all-state honors as a sophomore last year at Sierra College in Rocklin, Calif.
- ▶ Averaged 19.1 points and 11.4 rebounds per game last season (17 double-doubles).

# SEASON STATISTICS

#	Player	gp-gs	min	avg	Total		3-Point		F-Throw		Rebounds				pf	dq	a	to	blk	stl	pts	avg
					fg-fga	fg%	3fg-fga	3fg%	ft-fa	ft%	off	def	tot	avg								
02	Pledger, Steven	16-16	509	31.8	92-190	.484	40-91	.440	52-58	.897	24	40	64	4.0	35	1	25	28	4	17	276	17.3
04	Fitzgerald, Andrew	17-17	445	26.2	92-187	.492	0-0	.000	38-54	.704	43	50	93	5.5	52	1	6	19	10	11	222	13.1
11	Newell, Calvin	5-0	98	19.6	25-51	.490	10-26	.385	5-7	.714	3	5	8	1.6	4	0	4	4	0	3	65	13.0
24	Osby, Romero	17-17	485	28.5	74-153	.484	3-9	.333	45-62	.726	52	89	141	8.3	33	1	13	24	19	11	196	11.5
21	Clark, Cameron	17-15	406	23.9	54-139	.388	5-13	.385	30-42	.714	13	50	63	3.7	29	0	26	25	8	12	143	8.4
01	Grooms, Sam	17-17	502	29.5	34-102	.333	6-27	.222	34-50	.680	10	44	54	3.2	32	0	90	36	2	17	108	6.4
15	Neal, Tyler	17-0	269	15.8	25-63	.397	16-43	.372	19-24	.792	14	34	48	2.8	31	1	12	21	2	11	85	5.0
14	Blair, Carl	17-3	286	16.8	18-58	.310	12-34	.353	28-37	.757	8	28	36	2.1	27	0	48	36	1	24	76	4.5
05	Washington, C.J.	16-0	161	10.1	16-33	.485	0-0	.000	3-6	.500	20	32	52	3.3	14	0	5	5	8	5	35	2.2
32	Arent, Casey	15-0	119	7.9	9-26	.346	0-0	.000	4-4	1.000	16	19	35	2.3	23	0	1	12	2	6	22	1.5
31	Honore, Barry	16-0	82	5.1	5-11	.455	0-0	.000	4-7	.571	12	4	16	1.0	7	0	2	5	8	0	14	0.9
13	Fraschilla, James	7-0	9	1.3	1-2	.500	0-0	.000	0-0	.000	1	0	1	0.1	2	0	0	0	0	0	2	0.3
03	Franklin, T.J.	10-0	29	2.9	1-8	.125	0-2	.000	0-0	.000	1	3	4	0.4	3	0	2	4	0	2	2	0.2
Team											34	22	56					1				
Total.....		17	3400		446-1023	.436	92-245	.376	262-351	.746	251	420	671	39.5	292	4	234	220	64	119	1246	73.3
Opponents.....		17	3400		396-971	.408	122-376	.324	215-305	.705	206	372	578	34.0	327	10	238	253	48	101	1129	66.4

TEAM STATISTICS	OU	OPP
SCORING	1246	1129
Points per game	73.3	66.4
Scoring margin	+6.9	-
FIELD GOALS-ATT	446-1023	396-971
Field goal pct	.436	.408
3 POINT FG-ATT	92-245	122-376
3-point FG pct	.376	.324
3-pt FG made per game	5.4	7.2
FREE THROWS-ATT	262-351	215-305
Free throw pct	.746	.705
F-Throws made per game	15.4	12.6
REBOUNDS	671	578
Rebounds per game	39.5	34.0
Rebounding margin	+5.5	-
ASSISTS	234	238
Assists per game	13.8	14.0
TURNOVERS	220	253
Turnovers per game	12.9	14.9
Turnover margin	+1.9	-
Assist/turnover ratio	1.1	0.9
STEALS	119	101
Steals per game	7.0	5.9
BLOCKS	64	48
Blocks per game	3.8	2.8
ATTENDANCE	83852	40152
Home games-Avg/Game	10-8385	2-12270
Neutral site-Avg/Game	-	5-3123

Date	Opponent		Score	Att.
11/11/11	IDAHO STATE	w	78-74	7622
11/18/11	COPPIN STATE	w	92-65	7460
# 11/24/11	vs Washington State	w	74-59	1457
# 11/25/11	vs Santa Clara	w	85-73	1777
# 11/27/11	vs Saint Louis	L	63-83	2637
12/02/11	SACRAMENTO STATE	w	82-53	7460
12/08/11	ORAL ROBERTS	w	73-59	7699
12/10/11	ARKANSAS	w	78-63	9077
\$ 12/17/11	vs Houston	w	79-74	5303
12/21/11	SOUTH CAROLINA STATE	w	83-48	8136
% 12/29/11	vs Cincinnati	L	55-56	4439
12/31/11	NORTHWESTERN STATE	w	83-63	8532
* 01/03/12	at Missouri	L	49-87	15061
* 01/07/12	KANSAS	L	61-72	11268
* 01/09/12	at Oklahoma State	L	65-72	9478
* 01/14/12	KANSAS STATE	w	82-73	8812
* 01/17/12	TEXAS TECH	w	64-55	7786

# 76 Classic (Anaheim, Calif.)

\$ All-College Classic (Oklahoma City, Okla.)

% at U.S. Bank Arena (Cincinnati, Ohio)

\* = Conference game

Score by Periods	1st	2nd	Totals
Oklahoma	590	656	1246
Opponents	500	629	1129

# BIG 12 GAMES ONLY

##	Player	gp-gs	min	avg	Total		3-Point		F-Throw		Rebounds				pf	dq	a	to	blk	stl	pts	avg
					fg-fga	fg%	3fg-fga	3fg%	ft-fa	ft%	off	def	tot	avg								
04	Fitzgerald, Andrew	5-5	147	29.4	31-62	.500	0-0	.000	13-18	.722	13	16	29	5.8	19	1	2	8	1	3	75	15.0
02	Pledger, Steven	5-5	172	34.4	21-61	.344	9-27	.333	18-18	1.000	5	15	20	4.0	13	1	3	8	2	4	69	13.8
24	Osby, Romero	5-5	159	31.8	24-47	.511	1-3	.333	17-23	.739	14	22	36	7.2	13	0	2	11	7	4	66	13.2
21	Clark, Cameron	5-3	109	21.8	13-33	.394	0-0	.000	15-17	.882	2	17	19	3.8	5	0	7	5	0	5	41	8.2
14	Blair, Carl	5-2	105	21.0	9-31	.290	4-16	.250	16-19	.842	3	12	15	3.0	7	0	14	8	0	12	38	7.6
01	Grooms, Sam	5-5	156	31.2	8-29	.276	0-5	.000	5-8	.625	3	9	12	2.4	12	0	25	10	2	5	21	4.2
15	Neal, Tyler	5-0	58	11.6	2-10	.200	1-6	.167	2-4	.500	5	2	7	1.4	6	0	2	7	1	3	7	1.4
05	Washington, C.J.	5-0	48	9.6	2-6	.333	0-0	.000	0-2	.000	4	4	8	1.6	6	0	0	2	2	2	4	0.8
31	Honore, Barry	4-0	18	4.5	0-1	.000	0-0	.000	0-1	.000	2	0	2	0.5	2	0	0	1	1	0	0	0.0
32	Arent, Casey	5-0	21	4.2	0-2	.000	0-0	.000	0-0	.000	1	3	4	0.8	5	0	0	0	0	2	0	0.0
03	Franklin, T.J.	2-0	4	2.0	0-1	.000	0-0	.000	0-0	.000	0	1	1	0.5	0	0	0	0	0	0	0	0.0
13	Fraschilla, James	2-0	3	1.5	0-0	.000	0-0	.000	0-0	.000	0	0	0	0.0	0	0	0	0	0	0	0	0.0
Team											6	6	12									
Total.....		5	1000		110-283	.389	15-57	.263	86-110	.782	58	107	165	33.0	88	2	55	60	16	40	321	64.2
Opponents.....		5	1000		123-279	.441	38-104	.365	75-101	.743	67	130	197	39.4	99	2	74	75	18	30	359	71.8

TEAM STATISTICS	OU	OPP
SCORING	321	359
Points per game	64.2	71.8
Scoring margin	-7.6	-
FIELD GOALS-ATT	110-283	123-279
Field goal pct	.389	.441
3 POINT FG-ATT	15-57	38-104
3-point FG pct	.263	.365
3-pt FG made per game	3.0	7.6
FREE THROWS-ATT	86-110	75-101
Free throw pct	.782	.743
F-Throws made per game	17.2	15.0
REBOUNDS	165	197
Rebounds per game	33.0	39.4
Rebounding margin	-6.4	-
ASSISTS	55	74
Assists per game	11.0	14.8
TURNOVERS	60	75
Turnovers per game	12.0	15.0
Turnover margin	+3.0	-
Assist/turnover ratio	0.9	1.0
STEALS	40	30
Steals per game	8.0	6.0
BLOCKS	16	18
Blocks per game	3.2	3.6
ATTENDANCE	27866	24539
Home games-Avg/Game	3-9289	2-12270
Neutral site-Avg/Game	-	0-0

Date	Opponent		Score	Att.
* 01/03/12	at Missouri	L	49-87	15061
* 01/07/12	KANSAS	L	61-72	11268
* 01/09/12	at Oklahoma State	L	65-72	9478
* 01/14/12	KANSAS STATE	W	82-73	8812
* 01/17/12	TEXAS TECH	W	64-55	7786

Score by Periods	1st	2nd	Totals
Oklahoma	148	173	321
Opponents	162	197	359

# SEASON RESULTS

Date	Opponent	Score	W/L	Attend.	Points Leader	Rebounds Leader	Assists Leader
11/11	Idaho State	78-74	W	7,622	Newell ..... 19	Osby ..... 10	Grooms ..... 8
11/18	Coppin State	92-65	W	7,460	Pledger ..... 20	Osby ..... 10	Blair, Clark ..... 4
11/24	vs. Washington State #	74-59	W	1,457	Newell ..... 18	Fitzgerald ..... 7	Grooms ..... 10
11/25	vs. Santa Clara #	85-73	W	1,777	Pledger ..... 26	Fitzgerald ..... 13	Grooms ..... 6
11/27	vs. Saint Louis #	63-83	L	2,637	Clark, Osby ..... 14	Clark, Osby ..... 6	Pledger ..... 2
12/2	Sacramento State	82-53	W	7,460	Clark ..... 18	Blair ..... 5	Pledger ..... 5
12/8	Oral Roberts	73-59	W	7,699	Pledger ..... 17	Clark ..... 8	Grooms ..... 5
12/10	Arkansas	78-36	W	9,077	Pledger ..... 22	Fitzgerald ..... 8	Neal ..... 4
12/17	vs. Houston \$	79-74	W	5,303	Pledger ..... 31	Osby, Pledger ..... 10	Grooms ..... 8
12/21	South Carolina State	83-48	W	8,136	Pledger ..... 22	Osby ..... 18	Grooms ..... 6
12/29	at Cincinnati %	55-56	L	4,439	Fitzgerald ..... 18	Osby ..... 12	Grooms ..... 9
12/31	Northwestern State	83-63	W	8,532	Osby, Pledger ..... 18	Clark ..... 9	Blair ..... 6
1/3	at Missouri (7)	49-87	L	15,061	Fitzgerald ..... 18	Fitzgerald ..... 6	Grooms ..... 7
1/7	Kansas (14)	61-72	L	11,268	Pledger ..... 14	Osby ..... 9	Grooms ..... 5
1/9	at Oklahoma State	65-72	L	9,478	Blair ..... 20	Blair, Osby ..... 10	Clark ..... 3
1/14	Kansas State (18)	82-73	W	8,812	Fitzgerald ..... 21	Osby, Pledger ..... 6	Grooms ..... 9
1/17	Texas Tech	64-55	W	7,786	Pledger ..... 17	Osby ..... 8	Blair, Grooms ..... 4
1/21	at Texas A&M						
1/24	Baylor						
1/28	at Kansas State						
2/1	at Kansas						
2/4	Iowa State						
2/6	Missouri						
2/11	at Texas Tech						
2/14	Texas						
2/18	at Iowa State						
2/22	Oklahoma State						
2/25	at Baylor						
2/29	at Texas						
3/3	Texas A&M						

Associated Press rankings in parentheses

# 76 Classic (Anaheim, Calif.)

\$ All-College Classic (Oklahoma City, Okla.)

% at U.S. Bank Arena

Record Summary	Overall	Home	Away	Neutral
All Games	12-5	9-1	0-3	3-1
Big 12 Games	2-3	2-1	0-2	0-0
Non-Conference Games	10-2	7-0	0-1	3-1



# POINTS-REBOUNDS-ASSISTS

Date	Opponent	1 GROOMS	2 PLEDGER	3 FRANKLIN	4 FTZGERLD	5 WASHGTON	11 NEWELL	13 FRASCH.	14 BLAIR	15 NEAL	21 CLARK	24 OSBY	31 HONORÉ	32 ARENT
11/11	Idaho State	<u>11-6-8</u>	DNP	0-0-0	<u>7-1-0</u>	DNP	19-2-0	DNP	<u>12-6-5</u>	4-7-1	<u>2-3-0</u>	<u>17-10-4</u>	2-0-0	4-1-0
11/18	Coppin State	<u>4-4-1</u>	<u>20-2-3</u>	0-0-0	<u>10-8-0</u>	6-8-3	14-2-1	0-0-0	6-0-4	9-3-1	<u>4-4-4</u>	<u>11-10-0</u>	2-3-0	6-9-1
11/24	vs. Washington State #	<u>9-1-10</u>	<u>14-2-0</u>	0-0-1	<u>9-7-0</u>	0-2-0	18-1-3	DNP	0-0-0	2-3-0	<u>11-2-1</u>	<u>9-6-0</u>	0-0-0	2-3-0
11/25	vs. Santa Clara #	<u>12-5-6</u>	<u>26-7-0</u>	DNP	<u>12-13-0</u>	0-4-0	8-2-0	DNP	2-0-2	3-2-0	<u>11-2-1</u>	<u>9-10-1</u>	0-0-0	2-2-0
11/27	vs. Saint Louis #	<u>0-2-1</u>	<u>11-3-2</u>	DNP	<u>4-2-0</u>	2-2-0	6-1-0	DNP	3-1-1	7-1-0	<u>14-6-1</u>	<u>14-6-0</u>	0-0-0	2-1-0
12/2	Sacramento State	<u>9-4-4</u>	<u>15-1-5</u>	2-0-1	<u>13-4-1</u>	2-1-1	**	DNP	5-5-3	8-3-1	<u>18-3-3</u>	<u>8-4-3</u>	2-1-0	0-3-0
12/8	Oral Roberts	<u>2-4-5</u>	<u>17-3-3</u>	0-0-0	<u>16-3-0</u>	8-6-1	**	0-0-0	2-0-3	5-3-1	<u>16-8-2</u>	<u>7-7-0</u>	0-0-0	0-2-0
12/10	Arkansas	<u>6-3-3</u>	<u>22-3-2</u>	0-1-0	<u>17-8-0</u>	0-2-0	**	0-0-0	3-2-2	18-5-4	<u>0-1-3</u>	<u>10-7-2</u>	2-3-0	0-0-0
12/17	vs. Houston \$	<u>10-2-8</u>	<u>31-10-0</u>	DNP	<u>10-6-2</u>	0-0-0	**	DNP	0-2-2	9-6-1	<u>14-2-0</u>	<u>5-10-0</u>	0-0-0	DNP
12/21	South Carolina State	<u>7-3-6</u>	<u>22-5-1</u>	0-1-1	<u>17-2-0</u>	5-12-0	**	2-1-0	3-2-5	3-2-1	<u>8-2-1</u>	<u>10-18-1</u>	2-2-0	4-9-0
12/29	at Cincinnati %	<u>6-5-9</u>	<u>11-6-1</u>	DNP	<u>18-9-1</u>	0-2-0	**	DNP	0-1-1	8-5-0	<u>0-2-3</u>	<u>12-12-0</u>	0-1-0	DNP
12/31	Northwestern State	<u>11-3-4</u>	<u>18-2-5</u>	0-0-0	<u>14-1-0</u>	8-5-0	**	0-0-0	2-2-6	2-1-0	<u>4-9-0</u>	<u>18-5-0</u>	4-4-2	2-1-0
1/3	at Missouri (7)	<u>4-1-7</u>	<u>11-4-0</u>	0-1-0	<u>18-6-0</u>	0-2-0	**	0-0-0	2-0-0	0-0-1	<u>8-1-3</u>	<u>6-3-1</u>	0-0-0	0-2-0
1/7	Kansas (14)	<u>4-2-5</u>	<u>14-4-0</u>	0-0-0	<u>11-7-1</u>	2-2-0	**	0-0-0	11-0-3	1-0-0	<u>9-5-1</u>	<u>9-9-0</u>	0-2-0	0-0-0
1/9	at Oklahoma State	<u>2-2-0</u>	<u>9-3-1</u>	DNP	<u>12-9-0</u>	0-0-0	**	DNP	20-10-2	0-7-0	<u>4-7-3</u>	<u>18-10-1</u>	0-0-0	0-1-0
1/14	Kansas State (18)	<u>4-3-9</u>	<u>18-6-2</u>	DNP	<u>21-3-0</u>	2-0-0	**	DNP	<u>5-3-5</u>	4-0-1	10-3-0	<u>18-6-0</u>	DNP	0-0-0
1/17	Texas Tech	<u>7-4-4</u>	<u>17-3-0</u>	DNP	<u>13-4-1</u>	0-4-0	**	DNP	<u>0-2-4</u>	2-0-0	10-3-0	<u>15-8-0</u>	0-0-0	0-1-0
1/21	at Texas A&M													
1/24	Baylor													
1/28	at Kansas State													
2/1	at Kansas													
2/4	Iowa State													
2/6	Missouri													
2/11	at Texas Tech													
2/14	Texas													
2/18	at Iowa State													
2/22	Oklahoma State													
2/25	at Baylor													
2/29	at Texas													
3/3	Texas A&M													

Associated Press rankings in parentheses

# 76 Classic (Anaheim, Calif.)

\$ All-College Classic (Oklahoma City, Okla.)

% at U.S. Bank Arena

\*\* Left team

## MISCELLANEOUS STATS

### Dunks

Romero Osby.....	26
Cameron Clark.....	9
Andrew Fitzgerald.....	3
Tyler Neal.....	2
Steven Pledger.....	2
Casey Arent.....	1
Calvin Newell.....	1
C.J. Washington.....	1

### Charges Taken

Andrew Fitzgerald.....	7
Romero Osby.....	5
Steven Pledger.....	3
Casey Arent.....	2
Tyler Neal.....	2
Carl Blair.....	1
Cameron Clark.....	1
T.J. Franklin.....	1
Sam Grooms.....	1
C.J. Washington.....	1

# GAME-BY-GAME TEAM STATS

	FG-A	Pct.	3FG-A	Pct.	FT-A	Pct.	O/D/T	PF	A	TO	B	S	1	2	TP
Idaho State at Oklahoma	28-60 23-63	.467 .365	7-24 8-23	.292 .348	11-17 24-33	.647 .727	12/25/37 18/23/41	30 20	22 18	20 15	0 6	7 8	34 31	40 47	74 78
Coppin State at Oklahoma	20-55 36-79	.364 .456	9-33 10-24	.273 .417	16-27 10-13	.593 .769	10/17/27 28/33/61	14 21	13 18	15 15	2 5	8 5	23 42	42 50	65 92
Oklahoma # vs. Washington State #	27-60 22-52	.450 .423	9-20 7-17	.450 .412	11-18 8-11	.611 .727	13/19/32 13/22/35	14 18	14 12	11 22	3 3	7 5	38 40	36 19	74 59
Santa Clara # vs. Oklahoma #	24-68 28-60	.353 .467	14-33 5-16	.424 .313	11-13 24-32	.846 .750	12/21/33 15/34/49	24 18	17 10	9 11	2 4	4 1	19 42	54 43	73 85
Saint Louis # vs. Oklahoma #	29-48 25-60	.604 .417	9-17 3-10	.529 .300	16-20 10-15	.800 .667	5/24/29 15/16/31	17 22	19 5	11 12	1 1	1 5	39 30	44 33	83 63
Sacramento State at Oklahoma	19-43 31-54	.442 .574	6-11 11-20	.545 .550	9-14 9-12	.643 .750	7/16/23 9/20/29	14 11	13 22	22 12	1 6	7 16	25 45	28 37	53 82
Oral Roberts at Oklahoma	22-60 27-54	.367 .500	1-15 3-7	.067 .429	14-19 16-20	.737 .800	16/15/31 14/24/38	18 19	11 15	12 15	3 3	9 7	24 34	35 39	59 73
Arkansas at Oklahoma	20-58 26-50	.345 .520	7-27 8-16	.259 .500	16-20 18-23	.800 .783	12/14/26 11/27/38	20 16	11 16	13 17	5 4	7 6	15 37	38 41	63 78
Houston \$ vs. Oklahoma \$	30-68 27-64	.441 .422	9-25 6-10	.360 .600	5-7 19-24	.714 .792	18/19/37 19/21/40	21 12	14 13	13 9	2 2	2 7	37 40	37 39	74 79
South Carolina State at Oklahoma	20-59 32-81	.339 .395	2-16 6-21	.125 .286	6-17 13-20	.353 .650	8/28/36 26/37/63	18 16	10 16	15 8	5 5	6 8	39 24	44 24	83 48
Oklahoma % at Cincinnati %	23-60 17-61	.383 .279	5-16 7-30	.313 .233	4-9 15-20	.444 .750	14/32/46 13/24/37	17 15	15 11	17 8	2 3	4 8	24 19	31 37	55 56
Northwestern State at Oklahoma	22-60 31-55	.367 .564	6-24 3-5	.250 .600	13-19 18-22	.684 .818	13/17/30 11/27/38	19 18	11 17	18 18	3 7	7 5	29 40	34 43	63 83
Oklahoma at Missouri (7)	18-54 32-54	.333 .593	3-11 12-21	.273 .571	10-10 11-14	1.000 .786	7/16/23 9/29/38	15 13	12 17	8 9	2 5	3 4	25 43	24 44	49 87
Kansas (14) at Oklahoma	29-58 19-50	.500 .380	4-19 3-9	.211 .333	10-14 20-28	.714 .714	13/21/34 15/19/34	23 13	17 10	13 17	4 3	14 7	33 34	39 27	72 61
Oklahoma at Oklahoma State	24-74 22-57	.324 .386	4-17 5-20	.235 .250	13-20 23-30	.650 .767	22/28/50 12/32/44	23 18	7 13	10 13	1 2	9 2	22 35	43 37	65 72
Kansas State (18) at Oklahoma	25-64 28-51	.391 .549	10-30 4-9	.333 .444	13-18 22-26	.722 .846	24/20/44 6/18/24	20 16	16 17	19 13	3 2	6 12	29 38	44 44	73 82
Texas Tech at Oklahoma	15-46 21-54	.326 .389	7-14 1-11	.500 .091	18-25 21-26	.720 .808	9/28/37 8/26/34	25 21	11 9	21 12	4 8	4 9	22 29	33 35	55 64
Oklahoma at Texas A&M															
Baylor at Oklahoma															
Oklahoma at Kansas State															
Oklahoma at Kansas															
Iowa State at Oklahoma															
Missouri at Oklahoma															
Oklahoma at Texas Tech															
Texas at Oklahoma															
Oklahoma at Iowa State															
Oklahoma State at Oklahoma															
Oklahoma at Baylor															
Oklahoma at Texas															
Texas A&M at Oklahoma															

Associated Press rankings in parentheses

# 76 Classic (Anaheim, Calif.)

\$ All-College Classic (Oklahoma City, Okla.)

% at U.S. Bank Arena

# INDIVIDUAL HIGHS

## OKLAHOMA HIGHS

<b>Points</b>	31, Steven Pledger vs. Houston (12/17)
<b>Field Goals</b>	10, Steven Pledger vs. Houston (12/17) 10, Steven Pledger vs. Santa Clara (11/25)
<b>Field Goal Attempts</b>	17, Romero Osby vs. Oklahoma State (1/9) 17, Andrew Fitzgerald vs. Oral Roberts (12/8)
<b>Field Goal Pct.</b> (min. 7 made)	.900 (9-for-10), Andrew Fitzgerald vs. Kansas State (1/14)
<b>3-Point Field Goals</b>	4, Steven Pledger vs. Houston (12/17) 4, Tyler Neal vs. Arkansas (12/10) 4, Steven Pledger vs. Santa Clara (11/25) 4, Calvin Newell vs. Washington State (11/24) 4, Calvin Newell vs. Idaho State (11/11)
<b>3-Point Field Goal Attempts</b>	11, Calvin Newell vs. Idaho State (11/11)
<b>3-Point Field Goal Pct.</b> (min. 4 made)	.800 (4-for-5), Steven Pledger vs. Houston (12/17)
<b>Free Throws</b>	8, Sam Grooms vs. Santa Clara (11/25)
<b>Free Throw Attempts</b>	12, Sam Grooms vs. Santa Clara (11/25)
<b>Free Throw Pct.</b>	1.000 (7-for-7), Steven Pledger vs. Houston (12/17)
<b>Rebounds</b>	18, Romero Osby vs. South Carolina State (12/21)
<b>Assists</b>	10, Sam Grooms vs. Washington State (11/24)
<b>Turnovers</b>	6, Steven Pledger vs. Cincinnati (12/29)
<b>Blocked Shots</b>	5, Romero Osby vs. Texas Tech (1/17)
<b>Steals</b>	5, Carl Blair vs. Oklahoma State (1/9)

## OPPONENT HIGHS

<b>Points</b>	28, Travis Releford, Kansas (1/7)
<b>Field Goals</b>	9, Travis Releford, Kansas (1/7) 9, BJ Young, Arkansas (12/10) 9, Brian Conklin, Saint Louis (11/27)
<b>Field Goal Attempts</b>	19, Kevin Foster, Santa Clara (11/25)
<b>Field Goal Pct.</b> (min. 7 made)	.818 (9-for-11), Brian Conklin, Saint Louis (11/27)
<b>3-Point Field Goals</b>	7, Evan Rocquemore, Santa Clara (11/25)
<b>3-Point Field Goal Attempts</b>	12, Will Spradling, Kansas State (1/14)
<b>3-Point Field Goal Pct.</b> (min. 4 made)	.800 (4-for-5), Cody Ellis, Saint Louis (11/27)
<b>Free Throws</b>	9, Brian Williams, Oklahoma State (1/9)
<b>Free Throw Attempts</b>	11, Brian Williams, Oklahoma State (1/9)
<b>Free Throw Pct.</b>	1.000 (7-for-7), Brian Conklin, Saint Louis (11/27)
<b>Rebounds</b>	11, Jamar Samuels, Kansas State (1/14)
<b>Assists</b>	10, Evan Rocquemore, Santa Clara (11/25)
<b>Turnovers</b>	7, Dylan Garrity, Sacramento State (12/2)
<b>Blocked Shots</b>	4, Omar Sanders, South Carolina State (12/21) 4, Hunter Mickelson, Arkansas (12/10)
<b>Steals</b>	3, seven players

## OKLAHOMA'S TOP INDIVIDUAL PERFORMANCES

### POINTS

31.....	Steven Pledger vs. Houston (12/17)
26.....	Steven Pledger vs. Santa Clara (11/25)
22.....	Steven Pledger vs. South Carolina State (12/21)
22.....	Steven Pledger vs. Arkansas (12/10)
20.....	Carl Blair vs. Oklahoma State (1/9)
21.....	Andrew Fitzgerald vs. Kansas State (1/14)
20.....	Steven Pledger vs. Coppin State (11/18)
19.....	Calvin Newell vs. Idaho State (11/11)

### REBOUNDS

18.....	Romero Osby vs. South Carolina State (12/21)
13.....	Andrew Fitzgerald vs. Santa Clara (11/25)
12.....	Romero Osby vs. Cincinnati (12/29)
12.....	C.J. Washington vs. South Carolina State (12/21)
10.....	Carl Blair vs. Oklahoma State (1/9)
10.....	Romero Osby vs. Oklahoma State (1/9)
10.....	Romero Osby vs. Houston (12/17)
10.....	Steven Pledger vs. Houston (12/17)
10.....	Romero Osby vs. Santa Clara (11/25)
10.....	Romero Osby vs. Coppin State (11/18)
10.....	Romero Osby vs. Idaho State (11/11)

### ASSISTS

10.....	Sam Grooms vs. Washington State (11/24)
9.....	Sam Grooms vs. Kansas State (1/14)
9.....	Sam Grooms vs. Cincinnati (12/29)
8.....	Sam Grooms vs. Houston (12/17)
8.....	Sam Grooms vs. Idaho State (11/11)
7.....	Sam Grooms vs. Missouri (1/3)

### BLOCKED SHOTS

5.....	Romero Osby vs. Texas Tech (1/17)
3.....	C.J. Washington vs. Northwestern State (12/31)
3.....	Cameron Clark vs. Sacramento State (12/2)

### STEALS

5.....	Carl Blair vs. Oklahoma State (1/9)
3.....	seven times

### 3-POINT FIELD GOALS

4.....	Steven Pledger vs. South Carolina State (12/21)
4.....	Steven Pledger vs. Houston (12/17)
4.....	Tyler Neal vs. Arkansas (12/10)
4.....	Steven Pledger vs. Santa Clara (11/25)
4.....	Calvin Newell vs. Washington State (11/24)
4.....	Calvin Newell vs. Idaho State (11/11)

# TUESDAY vs. TEXAS TECH

## Official Basketball Box Score -- Game Totals -- Final Statistics

Texas Tech vs Oklahoma

01/17/12 7 p.m. CT at Norman, Okla. (Lloyd Noble Center)

**Texas Tech 55 • 7-10, 0-5**

##	Player		Total			3-Ptr			Rebounds			PF	TP	A	TO	Blk	Stl	Min
			FG-FGA	FG-FGA	FT-FTA	FG-FGA	FG-FGA	FT-FTA	Off	Def	Tot							
15	Lewandowski, Robert	f	2-5	0-0	2-2				1	2	3	3	6	1	4	1	0	27
32	Tolbert, Jordan	f	1-10	0-0	3-6				5	5	10	5	5	2	5	1	0	29
02	Petteway, Terran	g	2-8	2-4	1-4				0	5	5	1	7	3	4	1	2	31
03	Minnis, DeShon	g	0-1	0-0	0-0				0	0	0	2	0	0	0	0	0	7
04	Nurse, Ty	g	1-4	1-4	2-2				0	4	4	4	5	4	1	0	1	40
05	Willis, Javarez		5-9	4-6	2-2				1	0	1	2	16	0	5	0	0	34
13	Adams, Luke		0-0	0-0	0-0				0	0	0	1	0	0	0	0	0	1
30	Crockett, Jaye		4-8	0-0	6-7				2	8	10	3	14	1	1	1	0	21
35	Lammert, Clark		0-1	0-0	2-2				0	1	1	4	2	0	0	0	1	10
Team									0	3	3				1			
Totals			15-46	7-14	18-25				9	28	37	25	55	11	21	4	4	200

FG % 1st Half: 7-19 36.8% 2nd half: 8-27 29.6% Game: 15-46 32.6%  
 3FG % 1st Half: 3-7 42.9% 2nd half: 4-7 57.1% Game: 7-14 50.0%  
 FT % 1st Half: 5-6 83.3% 2nd half: 13-19 68.4% Game: 18-25 72.0%

Deadball  
Rebounds  
3

**Oklahoma 64 • 12-5, 2-3**

##	Player		Total			3-Ptr			Rebounds			PF	TP	A	TO	Blk	Stl	Min
			FG-FGA	FG-FGA	FT-FTA	FG-FGA	FG-FGA	FT-FTA	Off	Def	Tot							
04	Fitzgerald, Andrew	f	5-11	0-0	3-4				1	3	4	5	13	1	2	0	0	29
24	Osby, Romero	f	4-7	0-0	7-8				2	6	8	3	15	0	1	5	1	32
01	Grooms, Sam	g	2-8	0-1	3-4				0	4	4	4	7	4	1	1	1	35
02	Pledger, Steven	g	6-13	1-6	4-4				1	2	3	2	17	0	3	1	1	32
14	Blair, Carl	g	0-3	0-3	0-0				0	2	2	1	0	4	2	0	2	22
05	Washington, C.J.		0-1	0-0	0-0				2	2	4	1	0	0	1	1	1	10
15	Neal, Tyler		1-2	0-1	0-0				0	0	0	0	2	0	1	0	0	8
21	Clark, Cameron		3-9	0-0	4-6				0	3	3	0	10	0	1	0	2	23
31	Honore, Barry		0-0	0-0	0-0				0	0	0	1	0	0	0	0	0	3
32	Arent, Casey		0-0	0-0	0-0				0	1	1	4	0	0	0	0	1	6
Team									2	3	5							
Totals			21-54	1-11	21-26				8	26	34	21	64	9	12	8	9	200

FG % 1st Half: 11-30 36.7% 2nd half: 10-24 41.7% Game: 21-54 38.9%  
 3FG % 1st Half: 0-5 0.0% 2nd half: 1-6 16.7% Game: 1-11 9.1%  
 FT % 1st Half: 7-7 100.0% 2nd half: 14-19 73.7% Game: 21-26 80.8%

Deadball  
Rebounds  
2

Officials: John Higgins, Mike Stuart, Randy Heimerman

Technical fouls: Texas Tech-None. Oklahoma-None.

Attendance: 7786

Estimated attendance: 5276

Score by periods	1st	2nd	Total
Texas Tech	22	33	55
Oklahoma	29	35	64

	In Paint	Off T/O	2nd Chance	Fast Break	Bench
Points TTU	8	7	6	0	32
OU	26	22	7	6	12

Last FG - TTU 2nd-00:58, OU 2nd-01:30.

Largest lead - TTU by 4 1st-14:00, OU by 9 2nd-18:07.

Score tied - 4 times.

Lead changed - 7 times.



# LAST YEAR vs. TEXAS A&M

## Official Basketball Box Score -- Game Totals -- Final Statistics Texas A&M vs Oklahoma 01/08/11 3 p.m. CT at Norman, Okla. (Lloyd Noble Center)

Texas A&amp;M 69 • 14-1, 1-0

#	Player	Total		3-Ptr		Rebounds			PF	TP	A		Blk	Stl	Min
		FG-FGA	FG-FGA	FT-FTA	Off Def Tot	PF	TP	A			TO	Blk			
10	Loubeau, David	f	2-5	0-0	2-2	1 2 3	2	6	0	2	0	0	0	0	20
22	Middleton, Khris	f	6-7	2-3	2-3	1 3 4	1	16	5	4	0	4	0	0	29
45	Walkup, Nathan	f	3-8	1-4	0-0	1 6 7	1	7	1	1	0	0	0	0	28
05	Harris, Dash	g	2-5	0-3	0-0	0 3 3	1	4	2	1	0	0	0	0	20
11	Holmes, B.J.	g	4-5	1-2	4-4	0 2 2	1	13	5	0	0	1	0	0	27
00	McDonald, Blake		0-0	0-0	0-0	0 0 0	0	0	0	0	0	0	0	0	2
02	Lewis, Derrek		0-0	0-0	0-0	0 0 0	0	0	0	1	1	0	0	0	7
04	Davis, Keith		0-0	0-0	0-0	0 0 0	1	0	0	0	0	0	0	0	3
12	Darko, Andrew		1-3	1-3	0-0	0 1 1	2	3	0	1	0	0	0	0	10
23	Hibbert, Naji		6-9	0-2	2-3	0 3 3	1	14	1	0	0	0	0	0	25
32	Roberson, Kourtney		0-2	0-0	1-2	0 2 2	1	1	1	0	0	0	0	0	13
33	Carrell, Marshall		0-0	0-0	0-0	0 0 0	0	0	0	0	0	0	0	0	1
35	Turner, Ray		1-2	0-0	3-4	2 1 3	2	5	1	2	1	0	0	0	15
Team					1 1 2										
Totals			25-46	5-17	14-18	6 24 30	13	69	17	12	1	8	200		
FG % 1st Half: 13-23		56.5%	2nd half: 12-23	52.2%	Game: 25-46	54.3%	Deadball		Rebounds						
3FG % 1st Half: 3-9		33.3%	2nd half: 2-8	25.0%	Game: 5-17	29.4%									
FT % 1st Half: 7-10		70.0%	2nd half: 7-8	87.5%	Game: 14-18	77.8%									

Oklahoma 51 • 8-7, 0-1

#	Player	Total		3-Ptr		Rebounds			PF	TP	A		Blk	Stl	Min
		FG-FGA	FG-FGA	FT-FTA	Off Def Tot	PF	TP	A			TO	Blk			
04	Fitzgerald, Andrew	f	6-11	0-0	5-5	1 4 5	2	17	0	2	1	2	0	0	36
02	Pledger, Steven	g	2-6	1-1	0-0	0 2 2	2	5	1	2	0	1	0	0	31
14	Blair, Carl	g	2-8	0-1	0-0	0 2 2	3	4	8	4	0	1	0	0	38
21	Clark, Cameron	g	3-7	1-3	0-0	0 0 0	3	7	2	1	0	1	0	0	30
34	Davis, Cade	g	3-9	1-5	6-6	1 5 6	3	13	1	4	0	1	0	0	36
03	Franklin, T.J.		0-0	0-0	0-0	0 0 0	0	0	0	0	0	0	0	0	2
05	Washington, C.J.		1-2	0-0	0-2	1 2 3	3	2	0	0	1	0	0	0	15
15	Neal, Tyler		0-0	0-0	0-0	0 0 0	0	0	0	0	0	0	0	0	2
31	Honore, Barry		0-1	0-1	0-0	0 0 0	0	0	0	0	0	0	0	0	2
55	Thompson, Nick		1-1	1-1	0-0	0 0 0	0	3	0	1	0	0	0	0	8
Team					1 1 2										
Totals			18-45	4-12	11-13	4 16 20	16	51	12	15	3	5	200		
FG % 1st Half: 10-22		45.5%	2nd half: 8-23	34.8%	Game: 18-45	40.0%	Deadball		Rebounds						
3FG % 1st Half: 3-4		75.0%	2nd half: 1-8	12.5%	Game: 4-12	33.3%									
FT % 1st Half: 5-5		100.0%	2nd half: 6-8	75.0%	Game: 11-13	84.6%									

Officials: Scott Thornley, J.B. Caldwell, Randy Heimerman  
Technical fouls: Texas A&M-None. Oklahoma-None.  
Attendance: 9968  
Estimated Attendance 7527

Score by periods	1st	2nd	Total
Texas A&M	36	33	69
Oklahoma	28	23	51

Last FG - TAM 2nd-02:07, OU 2nd-01:03.  
Largest lead - TAM by 22 2nd-02:07, OU None.

Points	In	Off	2nd	Fast	Bench
TAM	24	19	6	12	23
OU	16	7	5	0	5

Score tied - 1 time.  
Lead changed - 0 times.

## Official Basketball Box Score -- Game Totals -- Final Statistics Oklahoma vs Texas A&M 02/23/11 6:35 p.m. CT at College Station, Texas (Reed Arena)

Oklahoma 47 • 12-15,4-9

#	Player	Total		3-Ptr		Rebounds			PF	TP	A		Blk	Stl	Min
		FG-FGA	FG-FGA	FT-FTA	Off Def Tot	PF	TP	A			TO	Blk			
02	Pledger, Steven	*	0-2	0-2	1-2	2 0 2	3	1	0	3	0	0	0	0	20
04	Fitzgerald, Andrew	*	2-8	0-0	4-6	2 4 6	5	8	1	3	0	1	0	0	36
14	Blair, Carl	*	2-8	1-2	0-0	1 2 3	2	5	4	2	0	0	0	0	35
21	Clark, Cameron	*	4-5	1-1	0-0	1 1 2	1	9	1	0	0	0	0	0	33
34	Davis, Cade	*	7-16	3-9	4-7	2 5 7	1	21	1	0	0	0	0	0	27
05	Washington, C.J.		1-1	0-0	1-2	1 2 3	0	3	0	0	0	0	0	0	6
11	Newell, Calvin		0-0	0-0	0-0	0 1 1	2	0	0	0	1	0	0	0	5
15	Neal, Tyler		0-8	0-6	0-0	0 4 4	2	0	2	3	0	1	0	0	28
Team					1 1 2										
Totals			16-48	5-20	10-17	10 20 30	16	47	9	12	0	5	200		
FG % 1st Half: 8-20		40.0%	2nd half: 8-28	28.6%	Game: 16-48	33.3%	Deadball		Rebounds						
3FG % 1st Half: 3-9		33.3%	2nd half: 2-11	18.2%	Game: 5-20	25.0%									
FT % 1st Half: 7-8		87.5%	2nd half: 3-9	33.3%	Game: 10-17	58.8%									

Texas A&amp;M 61 • 22-5,9-4

#	Player	Total		3-Ptr		Rebounds			PF	TP	A		Blk	Stl	Min
		FG-FGA	FG-FGA	FT-FTA	Off Def Tot	PF	TP	A			TO	Blk			
05	Harris, Dash	*	2-8	1-4	3-5	0 3 3	0	8	2	0	0	0	0	0	30
10	Loubeau, David	*	3-7	0-0	0-0	0 1 1	5	6	0	3	0	0	0	0	19
11	Holmes, B.J.	*	2-4	1-3	0-2	1 3 4	2	5	2	1	0	1	0	0	35
22	Middleton, Khris	*	4-7	1-2	4-4	0 5 5	0	13	3	1	0	0	0	0	30
45	Walkup, Nathan	*	5-10	1-4	0-2	3 6 9	2	11	3	1	0	1	0	0	29
04	Davis, Keith		0-1	0-0	2-2	0 0 0	2	2	0	1	0	0	0	0	3
12	Darko, Andrew		1-2	1-1	0-0	0 1 1	1	3	0	0	0	0	0	0	13
23	Hibbert, Naji		0-1	0-0	0-0	0 2 2	1	0	2	2	0	0	0	0	12
32	Roberson, Kourtney		4-4	0-0	0-0	0 3 3	2	8	1	0	0	0	0	0	15
35	Turner, Ray		2-4	0-0	1-2	1 2 3	3	5	0	1	1	1	0	0	14
Team					3 0 3										
Totals			23-48	5-14	10-17	8 26 34	18	61	13	10	1	7	200		
FG % 1st Half: 10-24		41.7%	2nd half: 13-24	54.2%	Game: 23-48	47.9%	Deadball		Rebounds						
3FG % 1st Half: 2-6		33.3%	2nd half: 3-8	37.5%	Game: 5-14	35.7%									
FT % 1st Half: 3-4		75.0%	2nd half: 7-13	53.8%	Game: 10-17	58.8%									

Officials: Randy McCall, John Hampton, Antonio Petty  
Technical fouls: Oklahoma-None. Texas A&M-None.  
Attendance: 8315

Score by periods	1st	2nd	Total
Oklahoma	26	21	47
Texas A&M	25	36	61

Last FG - OU 2nd-00:48, TAM 2nd-00:14.  
Largest lead - OU by 5 1st-09:44, TAM by 15 2nd-06:12.

Score tied - 5 times.  
Lead changed - 8 times.

#	Player	gp-gs	min	avg	Total		3-Point		F-Throw		Rebounds								pts	avg		
					fg-fga	fg%	3fg-fga	3fg%	ft-fa	ft%	off	def	tot	avg	pf	dq	a	to			blk	stl
34	Davis, Cade	2-2	73	36.5	10-25	.400	4-14	.286	10-13	.769	3	10	13	6.5	4	0	2	4	0	3	34	17.0
04	Fitzgerald, Andrew	2-2	72	36.0	8-19	.421	0-0	.000	9-11	.818	3	8	11	5.5	7	1	1	5	1	3	25	12.5
21	Clark, Cameron	2-2	63	31.5	7-12	.583	2-4	.500	0-0	.000	1	1	2	1.0	4	0	3	1	1	1	16	8.0
14	Blair, Carl	2-2	73	36.5	4-16	.250	1-3	.333	0-0	.000	1	4	5	2.5	5	0	12	6	0	1	9	4.5
55	Thompson, Nick	1-0	8	8.0	1-1	1.000	1-1	1.000	0-0	.000	0	0	0	0.0	0	0	0	1	0	0	3	3.0
02	Pledger, Steven	2-2	51	25.5	2-8	.250	1-3	.333	1-2	.500	2	2	4	2.0	5	0	1	5	0	1	6	3.0
05	Washington, C.J.	2-0	21	10.5	2-3	.667	0-0	.000	1-4	.250	2	4	6	3.0	3	0	0	0	1	0	5	2.5
31	Honore, Barry	1-0	2	2.0	0-1	.000	0-1	.000	0-0	.000	0	0	0	0.0	0	0	0	0	0	0	0	0.0
03	Franklin, T.J.	1-0	2	2.0	0-0	.000	0-0	.000	0-0	.000	0	0	0	0.0	0	0	0	0	0	0	0	0.0
11	Newell, Calvin	1-0	5	5.0	0-0	.000	0-0	.000	0-0	.000	0	1	1	1.0	2	0	0	1	0	0	0	0.0
15	Neal, Tyler	2-0	30	15.0	0-8	.000	0-6	.000	0-0	.000	0	4	4	2.0	2	0	2	3	0	1	0	0.0
	Team										2	2	4				1					
	Total.....	2	400		34-93	.366	9-32	.281	21-30	.700	14	36	50	25.0	32	1	21	27	3	10	98	49.0
	Opponents.....	2	400		48-94	.511	10-31	.323	24-35	.686	14	50	64	32.0	31	1	30	22	2	15	130	65.0



# 1 SAM GROOMS

6-1, 203, JUNIOR, GUARD  
GREENSBORO, N.C.  
(CHIPOLA JUNIOR COLLEGE [FLA.])

PTS	REB	AST	MIN
6.4	3.2	5.3	29.5

## GROOMS GAME BY GAME IN 2011-12

Date	Opponent	MIN	FG	3FG	FT	O-D-T	PF	A	TO	B	S	TP
N11	Idaho State	*37	2-10	0-2	7-8	3-3-6	3	8	2	0	2	11
N18	Coppin State	*23	1-6	0-3	2-4	2-2-4	2	1	3	0	0	4
N24	vs. Washington State	*33	3-6	1-1	2-4	1-0-1	2	10	1	0	1	9
N25	vs. Santa Clara	*27	2-6	0-3	8-12	0-5-5	1	6	1	0	0	12
N27	vs. Saint Louis	*24	0-1	0-0	0-0	0-2-2	4	1	2	0	0	0
D2	Sacramento State	*28	3-5	2-2	1-2	0-4-4	0	4	1	0	3	9
D8	Oral Roberts	*29	0-3	0-1	2-2	0-4-4	2	5	4	0	2	2
D10	Arkansas	*34	2-5	1-2	1-2	0-3-3	0	3	3	0	1	6
D17	vs. Houston	*38	3-8	1-1	3-4	0-2-2	0	8	0	0	0	10
D21	South Carolina State	*18	2-6	1-5	2-2	0-3-3	3	6	1	0	1	7
D29	at Cincinnati	*32	3-10	0-2	0-1	1-4-5	2	9	5	0	1	6
D31	Northwestern State	*23	5-7	0-0	1-1	0-3-3	1	4	3	0	1	11
J3	at Missouri (7)	*29	2-6	0-2	0-0	0-1-1	3	7	2	0	1	4
J7	Kansas (14)	*32	2-4	0-0	0-2	1-1-2	1	5	1	0	1	4
J9	at Oklahoma State	*24	1-7	0-2	0-0	1-1-2	1	0	3	0	0	2
J14	Kansas State (18)	*36	1-4	0-0	2-2	1-2-3	3	9	3	1	2	4
J17	Texas Tech	*35	2-8	0-1	3-4	0-4-4	4	4	1	1	1	7
J21	at Texas A&M											
J24	Baylor											
J28	at Kansas State											
F1	at Kansas											
F4	Iowa State											
F6	Missouri											
F11	at Texas Tech											
F14	Texas											
F18	at Iowa State											
F22	Oklahoma State											
F25	at Baylor											
F29	at Texas											
M3	Texas A&M											

\* Starter

## GROOMS' CAREER HIGHS

Points	12 vs. Santa Clara (11/25/11)
Field Goals	3 (three times)
Field Goal Attempts	10 (twice)
3-Point Field Goals	2 vs. Sacramento State (12/2/11)
3-Point Field Goal Attempts	3 (twice)
Free Throws Made	8 vs. Santa Clara (11/25/11)
Free Throw Attempts	12 vs. Santa Clara (11/25/11)
Rebounds	6 vs. Idaho State (11/11/11)
Assists	10 vs. Washington State (11/24/11)
Blocked Shots	1 (twice)
Steals	3 vs. Sacramento State (12/2/11)
Minutes Played	38 vs. Houston (12/17/11)



# 2 STEVEN PLEDGER

6-4, 222, JUNIOR, GUARD  
CHESAPEAKE, VA.  
(ATLANTIC SHORES CHRISTIAN SCHOOL)

PTS	REB	3FG%	MIN
17.3	4.0	.440	31.8

## PLEDGER GAME BY GAME IN 2011-12

Date	Opponent	MIN	FG	3FG	FT	O-D-T	PF	A	TO	B	S	TP
N11	Idaho State											DNP
N18	Coppin State	*20	8-14	3-8	1-1	1-1-2	3	3	0	0	0	20
N24	vs. Washington State	*25	4-8	3-6	3-3	1-1-2	3	0	1	0	3	14
N25	vs. Santa Clara	*31	10-15	4-8	2-4	3-4-7	1	0	1	0	0	26
N27	vs. Saint Louis	*35	4-13	1-4	2-3	0-3-3	4	2	2	0	1	11
D2	Sacramento State	*21	4-5	3-3	4-4	1-0-1	3	5	0	0	3	15
D8	Oral Roberts	*31	6-11	0-2	5-5	1-2-3	1	3	2	0	2	17
D10	Arkansas	*36	9-12	3-5	1-3	2-1-3	2	2	5	0	2	22
D17	vs. Houston	*37	10-13	4-5	7-7	4-6-10	1	0	1	0	2	31
D21	South Carolina State	*30	6-15	4-10	6-6	2-3-5	1	1	0	1	0	22
D29	at Cincinnati	*38	4-12	3-8	0-0	3-3-6	3	1	6	0	0	11
D31	Northwestern State	*33	6-11	3-5	3-4	1-1-2	0	5	2	1	0	18
J3	at Missouri (7)	*34	3-10	3-6	2-2	2-2-4	2	0	1	1	1	11
J7	Kansas (14)	*34	4-12	2-7	4-4	1-3-4	4	0	3	0	2	14
J9	at Oklahoma State	*37	3-13	1-5	2-2	0-3-3	5	1	0	0	0	9
J14	Kansas State (18)	*35	5-13	2-3	6-6	1-5-6	0	2	1	0	0	18
J17	Texas Tech	*32	6-13	1-6	4-4	1-2-3	2	0	3	1	1	17
J21	at Texas A&M											
J24	Baylor											
J28	at Kansas State											
F1	at Kansas											
F4	Iowa State											
F6	Missouri											
F11	at Texas Tech											
F14	Texas											
F18	at Iowa State											
F22	Oklahoma State											
F25	at Baylor											
F29	at Texas											
M3	Texas A&M											

\* Starter

## PLEDGER'S CAREER HIGHS

Points	38 vs. Iowa State (1/29/11)
Field Goals	12 vs. Iowa State (1/29/11)
Field Goal Attempts	20 vs. Iowa State (1/29/11)
3-Point Field Goals	7 vs. Iowa State (1/29/11)
3-Point Field Goal Attempts	14 vs. Houston (11/26/09)
Free Throws Made	7 vs. Iowa State (1/29/11)
Free Throw Attempts	8 (twice)
Rebounds	10 vs. Houston (12/17/11)
Assists	6 (twice)
Blocked Shots	2 (twice)
Steals	3 (six times)
Minutes Played	44 vs. Iowa State (1/29/11)



# 3 T.J. FRANKLIN

5-11, 175, SENIOR, GUARD  
FORT WORTH, TEXAS  
(NORTH CROWLEY HS)

PTS	REB	AST	MIN
0.2	0.4	0.2	2.9

## FRANKLIN GAME BY GAME IN 2011-12

Date	Opponent	MIN	FG	3FG	FT	O-D-T	PF	A	TO	B	S	TP
N11	Idaho State	+0	0-0	0-0	0-0	0-0-0	0	0	0	0	0	0
N18	Coppin State	7	0-0	0-0	0-0	0-0-0	2	0	1	0	1	0
N24	vs. Washington State	1	0-1	0-0	0-0	0-1-1	0	0	0	0	0	0
N25	vs. Santa Clara					DNP						
N27	vs. Saint Louis					DNP						
D2	Sacramento State	9	1-3	0-2	0-0	0-0-0	0	1	1	0	1	2
D8	Oral Roberts	0+	0-0	0-0	0-0	0-0-0	0	0	0	0	0	0
D10	Arkansas	1	0-0	0-0	0-0	0-1-1	0	0	0	0	0	0
D17	vs. Houston					DNP						
D21	South Carolina State	6	0-2	0-0	0-0	1-0-1	1	1	1	0	0	0
D29	at Cincinnati					DNP						
D31	Northwestern State	1	0-1	0-0	0-0	0-0-0	0	0	1	0	0	0
J3	at Missouri (7)	2	0-1	0-0	0-0	0-1-0	0	0	0	0	0	0
J7	Kansas (14)	2	0-0	0-0	0-0	0-0-0	0	0	0	0	0	0
J9	at Oklahoma State					DNP						
J14	Kansas State (18)					DNP						
J17	Texas Tech					DNP						
J21	at Texas A&M											
J24	Baylor											
J28	at Kansas State											
F1	at Kansas											
F4	Iowa State											
F6	Missouri											
F11	at Texas Tech											
F14	Texas											
F18	at Iowa State											
F22	Oklahoma State											
F25	at Baylor											
F29	at Texas											
M3	Texas A&M											

\* Starter

## FRANKLIN'S CAREER HIGHS

Points	3 vs. Texas Southern (11/18/10)
Field Goals	1 (twice)
Field Goal Attempts	3 vs. Sacramento State (12/2/11)
3-Point Field Goals	None
3-Point Field Goal Attempts	2 vs. Sacramento State (12/2/11)
Free Throws Made	2 vs. Mount St. Mary's (11/14/09)
Free Throw Attempts	4 (twice)
Rebounds	2 (twice)
Assists	2 (three times)
Blocked Shots	None
Steals	1 (twice)
Minutes Played	9 vs. Sacramento State (12/2/11)



# 4 ANDREW FITZGERALD

6-8, 247, JUNIOR, FORWARD  
BALTIMORE, MD.  
(BREWSTER ACADEMY [N.H.])

PTS	REB	FG%	MIN
13.1	5.5	.492	26.2

## FITZGERALD GAME BY GAME IN 2011-12

Date	Opponent	MIN	FG	3FG	FT	O-D-T	PF	A	TO	B	S	TP
N11	Idaho State	*23	2-7	0-0	3-3	0-1-1	3	0	0	2	0	7
N18	Coppin State	*19	4-11	0-0	2-2	5-3-8	2	0	1	0	1	10
N24	vs. Washington State	*30	4-9	0-0	1-4	2-5-7	2	0	2	1	0	9
N25	vs. Santa Clara	*30	4-7	0-0	4-4	5-8-13	3	0	0	2	0	12
N27	vs. Saint Louis	*17	2-6	0-0	0-0	0-2-2	4	0	1	0	1	4
D2	Sacramento State	*22	6-8	0-0	1-2	1-3-4	2	1	1	0	3	13
D8	Oral Roberts	*31	8-17	0-0	0-0	1-2-3	3	0	1	1	1	16
D10	Arkansas	*23	7-11	0-0	3-4	4-4-8	4	0	1	1	0	17
D17	vs. Houston	*35	4-16	0-0	2-4	5-1-6	2	2	1	0	1	10
D21	South Carolina State	*22	8-11	0-0	1-2	1-1-2	2	0	0	0	0	17
D29	at Cincinnati	*29	7-13	0-0	4-7	5-4-9	2	1	1	2	1	18
D31	Northwestern State	*17	5-9	0-0	4-4	1-0-1	4	0	2	0	0	14
J3	at Missouri (7)	*32	8-15	0-0	2-2	1-5-6	2	0	2	0	0	18
J7	Kansas (14)	*26	5-16	0-0	1-2	4-3-7	4	1	2	0	1	11
J9	at Oklahoma State	*25	4-10	0-0	4-6	5-4-9	4	0	0	0	0	12
J14	Kansas State (18)	*35	9-10	0-0	3-4	2-1-3	4	0	2	1	2	21
J17	Texas Tech	*29	5-11	0-0	3-4	1-3-4	5	1	2	0	0	13
J21	at Texas A&M											
J24	Baylor											
J28	at Kansas State											
F1	at Kansas											
F4	Iowa State											
F6	Missouri											
F11	at Texas Tech											
F14	Texas											
F18	at Iowa State											
F22	Oklahoma State											
F25	at Baylor											
F29	at Texas											
M3	Texas A&M											

\* Starter

## FITZGERALD'S CAREER HIGHS

Points	22 (three times)
Field Goals	9 vs. Kansas State (1/14/12)
Field Goal Attempts	17 (twice)
3-Point Field Goals	None
3-Point Field Goal Attempts	None
Free Throws Made	6 (five times)
Free Throw Attempts	8 vs. Texas A&M (3/6/10)
Rebounds	13 (twice)
Assists	3 vs. Baylor (2/27/10)
Blocked Shots	3 vs. Texas Tech (1/18/11)
Steals	5 vs. North Carolina Central (11/15/10)
Minutes Played	39 (twice)



# 5 C.J. WASHINGTON

6-7, 230, SENIOR, FORWARD  
STRINGTOWN, OKLA.  
(CONNORS STATE COLLEGE)

PTS	REB	AST	MIN
2.2	3.3	0.3	10.1


## WASHINGTON GAME BY GAME IN 2011-12

Date	Opponent	MIN	FG	3FG	FT	O-D-T	PF	A	TO	B	S	TP
N11	Idaho State					DNP						
N18	Coppin State	18	3-4	0-0	0-0	3-5-8	2	3	1	0	0	6
N24	vs. Washington State	3	0-2	0-0	0-0	1-1-2	0	0	0	0	0	0
N25	vs. Santa Clara	8	0-1	0-0	0-0	0-4-4	0	0	0	1	0	0
N27	vs. Saint Louis	10	1-2	0-0	0-0	0-2-2	0	0	0	0	0	2
D2	Sacramento State	17	1-1	0-0	0-0	0-1-1	2	1	1	2	0	2
D8	Oral Roberts	17	3-4	0-0	2-2	3-3-6	2	1	0	0	0	8
D10	Arkansas	3	0-2	0-0	0-0	0-2-2	0	0	1	0	0	0
D17	vs. Houston	4	0-0	0-0	0-0	0-0-0	0	0	0	0	0	0
D21	South Carolina State	13	2-6	0-0	1-2	7-5-12	2	0	0	0	0	5
D29	at Cincinnati	6	0-0	0-0	0-0	0-2-2	0	0	0	0	0	0
D31	Northwestern State	14	4-5	0-0	0-0	2-3-5	0	0	0	3	3	8
J3	at Missouri (7)	8	0-1	0-0	0-0	0-2-2	2	0	0	0	0	0
J7	Kansas (14)	17	1-2	0-0	0-2	2-0-2	1	0	1	1	0	2
J9	at Oklahoma State	2	0-1	0-0	0-0	0-0-0	0	0	0	0	0	0
J14	Kansas State (18)	11	1-1	0-0	0-0	0-0-0	2	0	0	0	1	2
J17	Texas Tech	10	0-1	0-0	0-0	2-2-4	1	0	1	1	1	0
J21	at Texas A&M											
J24	Baylor											
J28	at Kansas State											
F1	at Kansas											
F4	Iowa State											
F6	Missouri											
F11	at Texas Tech											
F14	Texas											
F18	at Iowa State											
F22	Oklahoma State											
F25	at Baylor											
F29	at Texas											
M3	Texas A&M											

\* Starter

## WASHINGTON'S CAREER HIGHS

Points	9 (twice)
Field Goals	4 (twice)
Field Goal Attempts	6 (three times)
3-Point Field Goals	None
3-Point Field Goal Attempts	None
Free Throws Made	4 (twice)
Free Throw Attempts	6 vs. Sacramento State (12/21/10)
Rebounds	12 vs. South Carolina State (12/21/11)
Assists	3 vs. Coppin State (11/18/11)
Blocked Shots	3 (twice)
Steals	3 vs. Northwestern State (12/31/11)
Minutes Played	25 vs. Texas Tech (3/2/11)



# 13 JAMES FRASCHILLA

5-10, 142, FRESHMAN, GUARD  
DALLAS, TEXAS  
(HIGHLAND PARK HS)

PTS	REB	AST	MIN
0.3	0.1	0.0	1.3

## FRASCHILLA GAME BY GAME IN 2011-12

Date	Opponent	MIN	FG	3FG	FT	O-D-T	PF	A	TO	B	S	TP
N11	Idaho State					DNP						
N18	Coppin State	2	0-0	0-0	0-0	0-0-0	1	0	0	0	0	0
N24	vs. Washington State					DNP						
N25	vs. Santa Clara					DNP						
N27	vs. Saint Louis					DNP						
D2	Sacramento State					DNP						
D8	Oral Roberts	0+	0-0	0-0	0-0	0-0-0	0	0	0	0	0	0
D10	Arkansas	1	0-0	0-0	0-0	0-0-0	0	0	0	0	0	0
D17	vs. Houston					DNP						
D21	South Carolina State	2	1-2	0-0	0-0	1-0-1	1	0	0	0	0	2
D29	at Cincinnati					DNP						
D31	Northwestern State	1	0-0	0-0	0-0	0-0-0	0	0	0	0	0	0
J3	at Missouri (7)	2	0-0	0-0	0-0	0-0-0	0	0	0	0	0	0
J7	Kansas (14)	1	0-0	0-0	0-0	0-0-0	0	0	0	0	0	0
J9	at Oklahoma State					DNP						
J14	Kansas State (18)					DNP						
J17	Texas Tech					DNP						
J21	at Texas A&M											
J24	Baylor											
J28	at Kansas State											
F1	at Kansas											
F4	Iowa State											
F6	Missouri											
F11	at Texas Tech											
F14	Texas											
F18	at Iowa State											
F22	Oklahoma State											
F25	at Baylor											
F29	at Texas											
M3	Texas A&M											

\* Starter

## FRASCHILLA'S CAREER HIGHS

Points	2 vs. South Carolina State (12/21/11)
Field Goals	1 vs. South Carolina State (12/21/11)
Field Goal Attempts	2 vs. South Carolina State (12/21/11)
3-Point Field Goals	None
3-Point Field Goal Attempts	None
Free Throws Made	None
Free Throw Attempts	None
Rebounds	1 vs. South Carolina State (12/21/11)
Assists	None
Blocked Shots	None
Steals	None
Minutes Played	2 (three times)





# 14 CARL BLAIR

6-2, 205, JUNIOR, GUARD  
HOUSTON, TEXAS  
(UNIVERSITY OF NEW ORLEANS)

PTS	REB	AST	MIN
4.5	2.1	2.8	16.8

## BLAIR GAME BY GAME IN 2011-12


Date	Opponent	MIN	FG	3FG	FT	O-D-T	PF	A	TO	B	S	TP
N11	Idaho State	*27	3-7	3-6	3-6	0-6-6	4	5	2	0	0	12
N18	Coppin State	12	2-3	2-3	0-0	0-0-0	3	4	4	0	1	6
N24	vs. Washington State	6	0-1	0-1	0-0	0-0-0	1	0	3	0	0	0
N25	vs. Santa Clara	13	0-1	0-0	2-2	0-0-0	2	2	3	0	1	2
N27	vs. Saint Louis	17	1-4	1-2	0-0	0-1-1	0	1	4	0	2	3
D2	Sacramento State	17	1-3	1-3	2-2	3-2-5	0	3	1	0	1	5
D8	Oral Roberts	13	1-1	0-0	0-1	0-0-0	1	3	2	0	0	2
D10	Arkansas	14	0-1	0-0	3-4	0-2-2	1	2	1	0	2	3
D17	vs. Houston	13	0-1	0-0	0-0	1-1-2	1	2	1	0	1	0
D21	South Carolina State	19	1-4	1-3	0-0	1-1-2	2	5	2	0	1	3
D29	at Cincinnati	13	0-0	0-0	0-0	0-1-1	2	1	2	0	2	0
D31	Northwestern State	17	0-1	0-0	2-3	0-2-2	3	6	3	1	1	2
J3	at Missouri (7)	11	0-1	0-1	2-2	0-0-0	2	1	2	0	0	0
J7	Kansas (14)	12	2-3	1-1	6-6	0-0-0	1	3	1	0	2	11
J9	at Oklahoma State	30	6-16	2-7	6-7	3-7-10	3	2	4	0	5	20
J14	Kansas State (18)	*30	1-8	1-4	2-4	0-3-3	2	5	0	0	3	5
J17	Texas Tech	*22	0-3	0-3	0-0	0-2-2	1	4	2	0	2	0
J21	at Texas A&M											
J24	Baylor											
J28	at Kansas State											
F1	at Kansas											
F4	Iowa State											
F6	Missouri											
F11	at Texas Tech											
F14	Texas											
F18	at Iowa State											
F22	Oklahoma State											
F25	at Baylor											
F29	at Texas											
M3	Texas A&M											

\* Starter

## BLAIR'S CAREER HIGHS

Points	.....23 vs. Arkansas State (2/6/10*)
Field Goals	.....6 (five times)
Field Goal Attempts	.....16 vs. Oklahoma State (1/9/12)
3-Point Field Goals	.....3 (twice)
3-Point Field Goal Attempts	.....7 (four times)
Free Throws Made	.....9 (four times)
Free Throw Attempts	.....13 vs. Colorado (1/22/11)
Rebounds	.....11 vs. Florida International (1/2/10)
Assists	.....11 (twice)
Blocked Shots	.....1 (four times)
Steals	.....5 vs. Oklahoma State (1/9/12)
Minutes Played	.....40 (twice*)

\* At University of New Orleans



# 15 TYLER NEAL

6-7, 227, SOPHOMORE, FORWARD  
OKLAHOMA CITY, OKLA.  
(PUTNAM CITY WEST HS)

PTS	REB	3FG%	MIN
5.0	2.8	.372	15.8

## NEAL GAME BY GAME IN 2011-12

Date	Opponent	MIN	FG	3FG	FT	O-D-T	PF	A	TO	B	S	TP
N11	Idaho State	15	2-3	0-0	0-0	4-3-7	1	1	2	0	1	4
N18	Coppin State	18	3-8	3-6	0-0	1-2-3	3	1	1	0	0	9
N24	vs. Washington State	13	0-1	0-1	2-2	0-3-3	2	0	0	1	0	2
N25	vs. Santa Clara	8	1-2	1-2	0-0	0-2-2	2	0	0	0	0	3
N27	vs. Saint Louis	16	1-2	1-2	4-4	1-0-1	1	0	0	0	1	7
D2	Sacramento State	19	3-7	2-5	0-0	0-3-3	1	1	2	0	0	8
D8	Oral Roberts	19	1-1	1-1	2-2	0-3-3	1	1	2	0	2	5
D10	Arkansas	28	5-9	4-8	4-4	0-5-5	3	4	1	0	0	18
D17	vs. Houston	23	2-4	1-3	4-5	2-4-6	3	1	1	0	2	9
D21	South Carolina State	17	1-7	0-3	1-2	0-2-2	1	1	1	0	2	3
D29	at Cincinnati	21	3-8	2-6	0-1	1-4-5	5	0	1	0	0	8
D31	Northwestern State	14	1-1	0-0	0-0	0-1-1	2	0	3	0	0	2
J3	at Missouri (7)	14	0-3	0-1	0-0	0-0-0	2	1	2	0	0	0
J7	Kansas (14)	9	0-1	0-1	1-2	0-0-0	0	0	1	1	1	1
J9	at Oklahoma State	21	0-3	0-2	0-0	5-2-7	3	0	1	0	2	0
J14	Kansas State (18)	6	1-1	1-1	1-2	0-0-0	1	1	2	0	0	4
J17	Texas Tech	8	1-2	0-1	0-0	0-0-0	0	0	1	0	0	2
J21	at Texas A&M											
J24	Baylor											
J28	at Kansas State											
F1	at Kansas											
F4	Iowa State											
F6	Missouri											
F11	at Texas Tech											
F14	Texas											
F18	at Iowa State											
F22	Oklahoma State											
F25	at Baylor											
F29	at Texas											
M3	Texas A&M											

\* Starter

## NEAL'S CAREER HIGHS

Points	.....18 vs. Arkansas (12/10/12)
Field Goals	.....5 vs. Arkansas (12/10/12)
Field Goal Attempts	.....9 vs. Arkansas (12/10/12)
3-Point Field Goals	.....4 vs. Arkansas (12/10/12)
3-Point Field Goal Attempts	.....8 vs. Arkansas (12/10/12)
Free Throws Made	.....6 vs. Virginia (11/23/10)
Free Throw Attempts	.....6 (three times)
Rebounds	.....7 (three times)
Assists	.....4 vs. Arkansas (12/10/12)
Blocked Shots	.....1 (four times)
Steals	.....2 (four times)
Minutes Played	.....28 (twice)



# 21 CAMERON CLARK

6-6, 198, SOPHOMORE, GUARD  
SHERMAN, TEXAS  
(SHERMAN HS)

PTS	REB	AST	MIN
8.4	3.7	1.5	23.9

## CLARK GAME BY GAME IN 2011-12

Date	Opponent	MIN	FG	3FG	FT	O-D-T	PF	A	TO	B	S	TP
N11	Idaho State	*22	1-10	0-3	0-2	1-2-3	2	0	1	0	2	2
N18	Coppin State	*20	2-8	0-0	0-0	1-3-4	1	4	1	2	1	4
N24	vs. Washington State	*29	5-9	0-1	1-3	1-1-2	2	1	2	0	1	11
N25	vs. Santa Clara	*26	3-10	0-0	5-6	2-0-2	3	1	2	0	0	11
N27	vs. Saint Louis	*28	7-13	0-0	0-2	3-3-6	3	1	2	1	0	14
D2	Sacramento State	*26	7-12	3-5	1-2	0-3-3	1	3	0	3	2	18
D8	Oral Roberts	*30	5-8	2-2	4-6	1-7-8	2	2	2	0	0	16
D10	Arkansas	*13	0-3	0-1	0-0	0-1-1	2	3	1	0	0	0
D17	vs. Houston	*26	6-11	0-1	2-2	0-2-2	3	0	4	0	0	14
D21	South Carolina State	*26	4-10	0-0	0-0	1-1-2	0	1	1	2	1	8
D29	at Cincinnati	*21	0-7	0-0	0-0	0-2-2	2	3	1	0	0	0
D31	Northwestern State	*30	1-5	0-0	2-2	1-8-9	3	0	3	0	0	4
J3	at Missouri (7)	*28	2-7	0-0	4-4	1-0-1	0	3	0	0	0	8
J7	Kansas (14)	*30	2-4	0-0	5-5	0-5-5	1	1	2	0	0	9
J9	at Oklahoma State	*14	2-7	0-0	0-0	1-6-7	4	3	0	0	1	4
J14	Kansas State (18)	14	4-6	0-0	2-2	0-3-3	0	0	2	0	2	10
J17	Texas Tech	23	3-9	0-0	4-6	0-3-3	0	0	1	0	2	10
J21	at Texas A&M											
J24	Baylor											
J28	at Kansas State											
F1	at Kansas											
F4	Iowa State											
F6	Missouri											
F11	at Texas Tech											
F14	Texas											
F18	at Iowa State											
F22	Oklahoma State											
F25	at Baylor											
F29	at Texas											
M3	Texas A&M											

\* Starter

## CLARK'S CAREER HIGHS

Points	26 vs. Central Arkansas (12/30/10)
Field Goals	11 vs. Baylor (2/2/11)
Field Goal Attempts	19 vs. Baylor (2/2/11)
3-Point Field Goals	4 vs. Central Arkansas (12/30/10)
3-Point Field Goal Attempts	7 vs. Baylor (2/2/11)
Free Throws Made	6 vs. Oklahoma State (3/5/11)
Free Throw Attempts	7 vs. Oklahoma State (3/5/11)
Rebounds	11 vs. Coppin State (11/12/10)
Assists	4 (twice)
Blocked Shots	3 vs. Sacramento State (12/2/11)
Steals	3 vs. Oral Roberts (12/11/10)
Minutes Played	44 vs. Iowa State (1/29/11)



# 24 ROMERO OSBY

6-8, 232, JUNIOR, FORWARD  
MERIDIAN, MISS.  
(MISSISSIPPI STATE UNIVERSITY)

PTS	REB	FG%	MIN
11.5	8.3	.484	28.5

## OSBY GAME BY GAME IN 2011-12

Date	Opponent	MIN	FG	3FG	FT	O-D-T	PF	A	TO	B	S	TP
N11	Idaho State	*31	5-9	1-1	6-7	6-4-10	3	4	2	2	1	17
N18	Coppin State	*22	4-8	0-0	3-4	4-6-10	0	0	0	1	1	11
N24	vs. Washington State	*26	3-7	1-2	2-2	2-4-6	2	0	0	0	0	9
N25	vs. Santa Clara	*32	3-8	0-1	3-4	3-7-10	2	1	3	1	0	9
N27	vs. Saint Louis	*24	6-13	0-1	2-4	4-2-6	3	0	1	0	0	14
D2	Sacramento State	*23	4-5	0-0	0-0	2-2-4	0	3	1	0	1	8
D8	Oral Roberts	*21	3-4	0-1	1-2	4-3-7	5	0	1	2	0	7
D10	Arkansas	*32	2-5	0-0	6-6	2-5-7	0	2	2	2	0	10
D17	vs. Houston	*19	2-11	0-0	1-2	5-5-10	2	0	1	1	1	5
D21	South Carolina State	*27	4-13	0-0	2-6	4-14-18	1	1	1	1	3	10
D29	at Cincinnati	*38	6-10	0-0	0-0	2-10-12	1	0	1	0	0	12
D31	Northwestern State	*31	8-13	0-0	2-2	0-5-5	1	0	0	2	0	18
J3	at Missouri (7)	*32	3-7	0-1	0-0	0-3-3	2	1	0	1	1	6
J7	Kansas (14)	*29	3-8	0-0	3-4	4-5-9	1	0	5	0	0	9
J9	at Oklahoma State	*38	8-17	1-1	1-5	6-4-10	3	1	2	1	1	18
J14	Kansas State (18)	*28	6-8	0-1	6-6	2-4-6	4	0	3	0	1	18
J17	Texas Tech	*32	4-7	0-0	7-8	2-6-8	3	0	1	5	1	15
J21	at Texas A&M											
J24	Baylor											
J28	at Kansas State											
F1	at Kansas											
F4	Iowa State											
F6	Missouri											
F11	at Texas Tech											
F14	Texas											
F18	at Iowa State											
F22	Oklahoma State											
F25	at Baylor											
F29	at Texas											
M3	Texas A&M											

\* Starter

## OSBY'S CAREER HIGHS

Points	18 (twice)
Field Goals	8 (twice)
Field Goal Attempts	17 vs. Oklahoma State (1/9/12)
3-Point Field Goals	2 (five times)
3-Point Field Goal Attempts	3 (seven times)
Free Throws Made	7 (twice)
Free Throw Attempts	10 vs. Texas Tech (11/29/08*)
Rebounds	18 vs. South Carolina State (12/21/11)
Assists	4 (three times)
Blocked Shots	5 vs. Texas Tech (1/17/12)
Steals	3 (twice)
Minutes Played	38 (three times)

\* At Mississippi State



# 31 BARRY HONORÉ

6-7, 270, SENIOR, FORWARD  
GARLAND, TEXAS  
(SOUTHERN UNIVERSITY)

PTS	REB	BLK	MIN
0.9	1.0	0.5	5.1


## HONORÉ GAME BY GAME IN 2011-12

Date	Opponent	MIN	FG	3FG	FT	O-D-T	PF	A	TO	B	S	TP
N11	Idaho State	5	1-1	0-0	0-0	0-0-0	0	0	0	2	0	2
N18	Coppin State	8	0-0	0-0	2-2	2-1-3	0	0	1	1	0	2
N24	vs. Washington State	1	0-0	0-0	0-0	0-0-0	0	0	0	0	0	0
N25	vs. Santa Clara	2	0-0	0-0	0-0	0-0-0	1	0	1	0	0	0
N27	vs. Saint Louis	1	0-0	0-0	0-0	0-0-0	0	0	0	0	0	0
D2	Sacramento State	5	1-3	0-0	0-0	1-0-1	1	0	1	1	0	2
D8	Oral Roberts	3	0-2	0-0	0-0	0-0-0	0	0	0	0	0	0
D10	Arkansas	10	1-1	0-0	0-0	2-1-3	2	0	0	1	0	2
D17	vs. Houston	5	0-0	0-0	0-0	0-0-0	0	0	0	1	0	0
D21	South Carolina State	10	1-1	0-0	0-0	2-0-2	0	0	0	1	0	2
D29	at Cincinnati	2	0-0	0-0	0-0	0-1-1	0	0	0	0	0	0
D31	Northwestern State	12	1-2	0-0	2-4	3-1-4	1	2	1	0	0	4
J3	at Missouri (7)	4	0-1	0-0	0-0	0-0-0	1	0	0	0	0	0
J7	Kansas (14)	7	0-0	0-0	0-1	2-0-2	0	0	1	1	0	0
J9	at Oklahoma State	4	0-0	0-0	0-0	0-0-0	0	0	0	0	0	0
J14	Kansas State (18)					DNP						
J17	Texas Tech	3	0-0	0-0	0-0	0-0-0	1	0	0	0	0	0
J21	at Texas A&M											
J24	Baylor											
J28	at Kansas State											
F1	at Kansas											
F4	Iowa State											
F6	Missouri											
F11	at Texas Tech											
F14	Texas											
F18	at Iowa State											
F22	Oklahoma State											
F25	at Baylor											
F29	at Texas											
M3	Texas A&M											

\* Starter

## HONORÉ'S OKLAHOMA HIGHS

Points	6 (twice)
Field Goals	3 (twice)
Field Goal Attempts	4 vs. Texas Southern (11/18/10)
3-Point Field Goals	None
3-Point Field Goal Attempts	1 vs. Texas A&M (1/8/11)
Free Throws Made	2 vs. Northwestern State (12/31/11)
Free Throw Attempts	4 vs. Northwestern State (12/31/11)
Rebounds	4 vs. Northwestern State (12/31/11)
Assists	2 (twice)
Blocked Shots	2 (twice)
Steals	None
Minutes Played	19 vs. Texas Southern (11/18/10)



# 32 CASEY ARENT

6-10, 227, JUNIOR, CENTER  
PENRYN, CALIF.  
(SIERRA COLLEGE)

PTS	REB	STL	MIN
1.5	2.3	0.4	7.9

## ARENT GAME BY GAME IN 2011-12

Date	Opponent	MIN	FG	3FG	FT	O-D-T	PF	A	TO	B	S	TP
N11	Idaho State	12	1-2	0-0	2-2	1-0-1	1	0	3	0	1	4
N18	Coppin State	13	3-5	0-0	0-0	3-6-9	2	1	1	1	0	6
N24	vs. Washington State	9	1-3	0-0	0-0	2-1-3	0	0	2	1	0	2
N25	vs. Santa Clara	8	1-2	0-0	0-0	1-1-2	2	0	0	0	0	2
N27	vs. Saint Louis	15	1-2	0-0	0-0	1-0-1	3	0	0	0	0	2
D2	Sacramento State	13	0-2	0-0	0-0	1-2-3	1	0	3	0	2	0
D8	Oral Roberts	6	0-3	0-0	0-0	2-0-2	2	0	1	0	0	0
D10	Arkansas	5	0-1	0-0	0-0	0-0-0	2	0	1	0	1	0
D17	vs. Houston					DNP						
D21	South Carolina State	10	2-4	0-0	0-0	4-5-9	2	0	1	0	0	4
D29	at Cincinnati					DNP						
D31	Northwestern State	7	0-0	0-0	2-2	0-1-1	3	0	0	0	0	2
J3	at Missouri (7)	4	0-2	0-0	0-0	1-1-2	1	0	0	0	0	0
J7	Kansas (14)	1	0-0	0-0	0-0	0-0-0	0	0	0	0	0	0
J9	at Oklahoma State	5	0-0	0-0	0-0	0-1-1	0	0	0	0	0	0
J14	Kansas State (18)	5	0-0	0-0	0-0	0-0-0	0	0	0	0	1	0
J17	Texas Tech	6	0-0	0-0	0-0	0-1-1	4	0	0	0	1	0
J21	at Texas A&M											
J24	Baylor											
J28	at Kansas State											
F1	at Kansas											
F4	Iowa State											
F6	Missouri											
F11	at Texas Tech											
F14	Texas											
F18	at Iowa State											
F22	Oklahoma State											
F25	at Baylor											
F29	at Texas											
M3	Texas A&M											

\* Starter

## ARENT'S CAREER HIGHS

Points	6 vs. Coppin State (11/18/11)
Field Goals	3 vs. Coppin State (11/18/11)
Field Goal Attempts	5 vs. Coppin State (11/18/11)
3-Point Field Goals	None
3-Point Field Goal Attempts	None
Free Throws Made	2 (twice)
Free Throw Attempts	2 (twice)
Rebounds	9 (twice)
Assists	1 vs. Coppin State (11/18/11)
Blocked Shots	1 (twice)
Steals	2 vs. Sacramento State (12/2/11)
Minutes Played	15 vs. Saint Louis (11/27/11)

# ROSTERS

## NUMERICAL

No.	Name	Pos.	Cl.	Ht.	Wt.	Hometown (Last School)
1	Sam Grooms	G	Jr.	6-1	203	Greensboro, N.C. (Chipola College [Fla.])
2	Steven Pledger**	G	Jr.	6-4	222	Chesapeake, Va. (Atlantic Shores Christian School)
3	T.J. Franklin^	G	Sr.	5-11	175	Fort Worth, Texas (North Crowley HS)
4	Andrew Fitzgerald**	F	Jr.	6-8	247	Baltimore, Md. (Brewster Academy [N.H.])
5	C.J. Washington*	F	Sr.	6-7	230	Stringtown, Okla. (Connors State JC)
12	Jarrold Kruger#	G	So.	6-1	174	Topeka, Kan. (Kansas State University)
13	James Fraschilla^	G	Fr.	5-10	142	Dallas, Texas (Highland Park HS)
14	Carl Blair*	G	Jr.	6-2	205	Houston, Texas (University of New Orleans)
15	Tyler Neal*	F	So.	6-7	227	Oklahoma City, Okla. (Putnam City West HS)
21	Cameron Clark*	G	So.	6-6	198	Sherman, Texas (Sherman HS)
22	Amath M'Baye#	F	Jr.	6-9	214	Bordeaux, France (University of Wyoming)
24	Romero Osby	F	Jr.	6-8	232	Meridian, Miss. (Mississippi State University)
31	Barry Honoré*^	F	Sr.	6-7	270	Garland, Texas (Southern University)
32	Casey Arent	C	Jr.	6-10	227	Penryn, Calif. (Sierra College)

## ALPHABETICAL

No.	Name	Pos.	Cl.	Ht.	Wt.	Hometown (Last School)
32	Casey Arent	C	Jr.	6-10	227	Penryn, Calif. (Sierra College)
14	Carl Blair*	G	Jr.	6-2	205	Houston, Texas (University of New Orleans)
21	Cameron Clark*	G	So.	6-6	198	Sherman, Texas (Sherman HS)
4	Andrew Fitzgerald**	F	Jr.	6-8	247	Baltimore, Md. (Brewster Academy [N.H.])
3	T.J. Franklin^	G	Sr.	5-11	175	Fort Worth, Texas (North Crowley HS)
13	James Fraschilla^	G	Fr.	5-10	142	Dallas, Texas (Highland Park HS)
1	Sam Grooms	G	Jr.	6-1	203	Greensboro, N.C. (Chipola College [Fla.])
31	Barry Honoré*^	F	Sr.	6-7	270	Garland, Texas (Southern University)
12	Jarrold Kruger#	G	So.	6-1	174	Topeka, Kan. (Kansas State University)
22	Amath M'Baye#	F	Jr.	6-9	214	Bordeaux, France (University of Wyoming)
15	Tyler Neal*	F	So.	6-7	227	Oklahoma City, Okla. (Putnam City West HS)
24	Romero Osby	F	Jr.	6-8	232	Meridian, Miss. (Mississippi State University)
2	Steven Pledger**	G	Jr.	6-4	222	Chesapeake, Va. (Atlantic Shores Christian School)
5	C.J. Washington*	F	Sr.	6-7	230	Stringtown, Okla. (Connors State JC)

\* Letters earned at Oklahoma

^ Walk-on

# Sitting out the 2011-12 season due to NCAA transfer rules

### STAFF

**Head Coach:** Lon Kruger (Kansas State '75)

#### Assistant Coaches:

Chris Crutchfield (Nebraska-Omaha '92)

Steve Henson (Kansas State '90)

Lew Hill (Wichita State '88)

#### Director of Operations:

Mike Shepherd (Kansas State '98)

#### Video Coordinator:

Scott Thompson (Mississippi '02)

### Director of Student-Athlete Performance:

Jozsef Szendrei (Oklahoma '03)

**Trainer:** Alex Brown (Appalachian State '79)

### PRONUNCIATION GUIDE

Casey **Arent**: ARNT

James **Fraschilla**: frush-SHILL-UH

Barry **Honoré**: ahn-o-RAY

**Amath M'Baye**: ah-MOTT EM-by

Romero **Osby**: AHZ-bee